



Country Profile

Egypt, Arab Rep.

**Doing Business
in Agriculture 2019**



WORLD BANK GROUP

© 2019 International Bank for Reconstruction and Development / The World Bank
1818 H Street NW, Washington, DC 20433; Telephone: 202-473-1000; www.worldbank.org

Some rights reserved

1 2 3 4 22 21 20 19

This work is a product of the staff of The World Bank with external contributions. The findings, interpretations, and conclusions expressed in this work do not necessarily reflect the views of The World Bank, its Board of Executive Directors, or the governments they represent. The World Bank does not guarantee the accuracy of the data included in this work. The boundaries, colors, denominations, and other information shown on any map in this work do not imply any judgment on the part of The World Bank concerning the legal status of any territory or the endorsement or acceptance of such boundaries.

Nothing herein shall constitute, or be considered to be, a limitation upon or waiver of the privileges and immunities of The World Bank, all of which are specifically reserved.

Rights and Permissions



This work is available under the Creative Commons Attribution 3.0 IGO license (CC BY 3.0 IGO) <http://creativecommons.org/licenses/by/3.0/igo>. Under the Creative Commons Attribution license, you are free to copy, distribute, transmit, and adapt this work, including for commercial purposes, under the following conditions:

Attribution— Please cite the work as follows: World Bank. 2019. Doing Business in Agriculture 2019. Washington, DC: World Bank. doi: 978-1-4648-1387-0. License: Creative Commons Attribution CC BY 3.0 IGO

Translations—If you create a translation of this work, please add the following disclaimer along with the attribution: This translation was not created by The World Bank and should not be considered an official World Bank translation. The World Bank shall not be liable for any content or error in this translation.

Adaptations—If you create an adaptation of this work, please add the following disclaimer along with the attribution: This is an adaptation of an original work by The World Bank. Views and opinions expressed in the adaptation are the sole responsibility of the author or authors of the adaptation and are not endorsed by The World Bank.

Third-party content—The World Bank does not necessarily own each component of the content contained within the work. The World Bank therefore does not warrant that the use of any third-party-owned individual component or part contained in the work will not infringe on the rights of those third parties. The risk of claims resulting from such infringement rests solely with you. If you wish to re-use a component of the work, it is your responsibility to determine whether permission is needed for that re-use and to obtain permission from the copyright owner. Examples of components can include, but are not limited to, tables, figures, or images.

All queries on rights and licenses should be addressed to the World Bank Publications, The World Bank Group, 1818 H Street NW, Washington, DC 20433, USA; e-mail: pubrights@worldbank.org.

ISBN (paper): 978-1-4648-1387-0
ISBN (electronic): 978-1-4648-1388-7
DOI: 10.1596/978-1-4648-1387-0

Cover art: Diego Rivera, Still Life and Blossoming Almond Trees, 1931, fresco, 55.5 x 106 inches, University of California, Berkeley. Gift of Rosalie M. Stern (Mrs. Sigmund Stern). Used with permission; further permission required for reuse.

About Doing Business *in Agriculture*

Doing Business in Agriculture presents indicators that measure the laws, regulations and bureaucratic processes that affect farmers in 101 countries. It covers eight indicators: supplying seed, registering fertilizer, securing water, registering tractors, sustaining livestock, protecting plant health, exporting food, and using warehouse receipts.

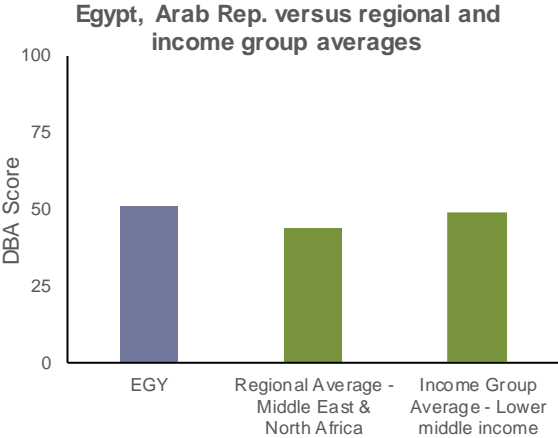


The project collects data through questionnaires. Experts in each country fill out questionnaires, sharing their knowledge of relevant regulations and administrative processes. These specialists are identified through desk research as well as through collaboration with the World Bank Group's agriculture experts. For this report, questionnaires were administered to more than 4,000 respondents from law firms, private businesses, government agencies, nonprofit organizations and universities. In addition to the questionnaires, the team engaged with agriculture experts in several rounds of interaction by email, conference calls and in-person meetings. The team visited eight countries to verify the data and observe regulatory processes on the ground. Detailed information about the methodology and the local experts who contributed to this year's study is available at <http://dba.worldbank.org>.

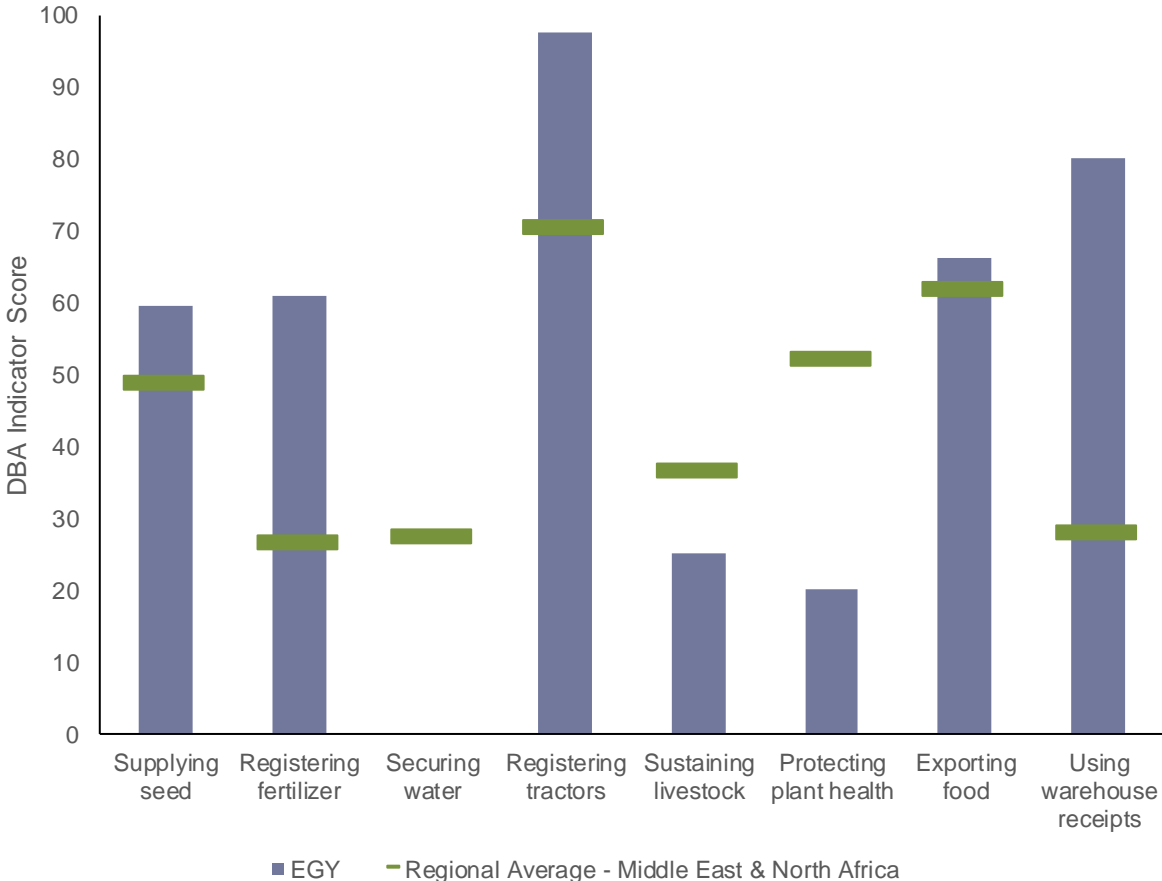
Country Data Overview

51.12

Overall Doing Business
in Agriculture Score (0-100) for
Egypt, Arab Rep.



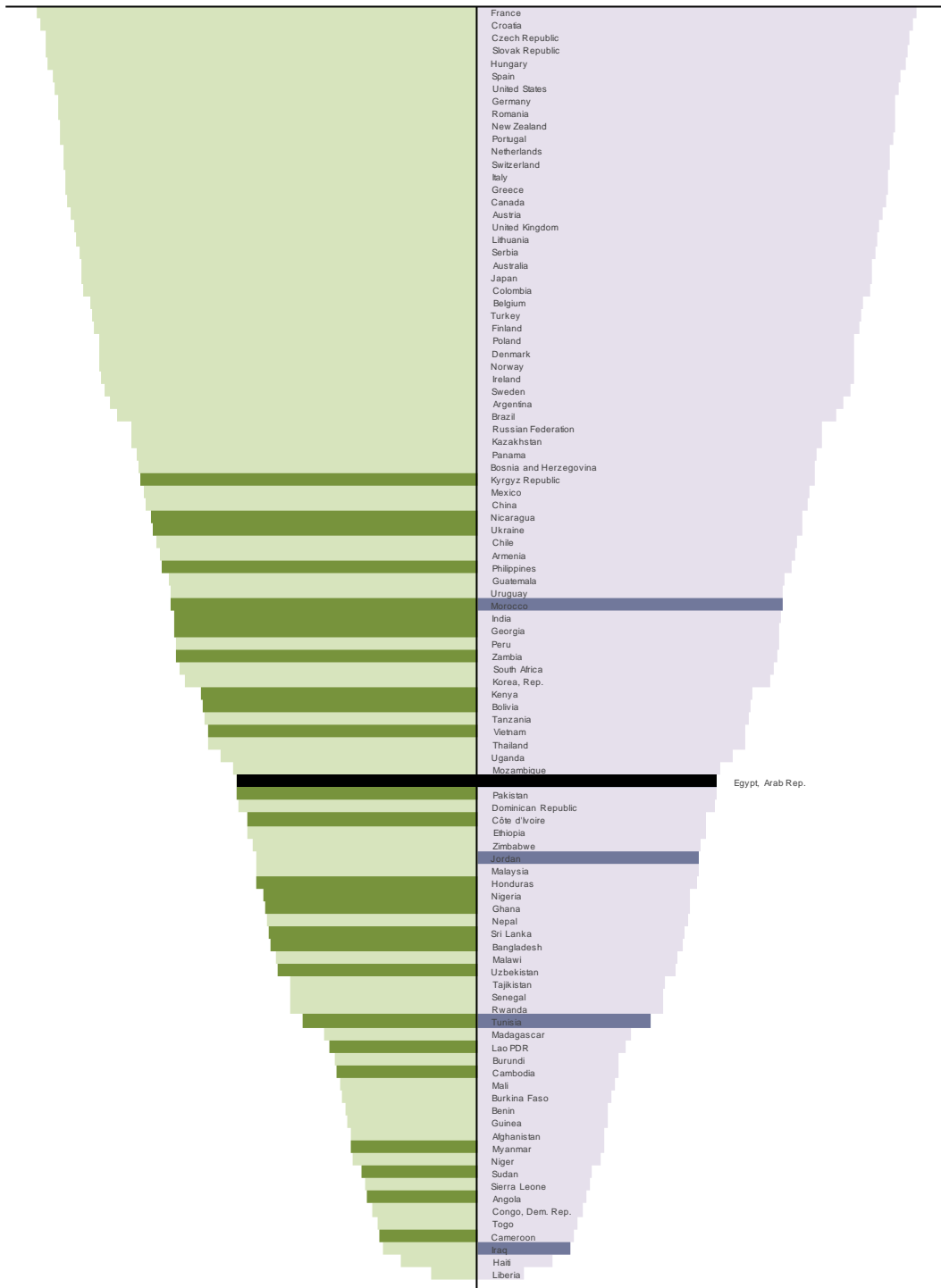
Performance by indicator area - Egypt, Arab Rep.



Egypt, Arab Rep. - DBA Score versus income group peers

Egypt, Arab Rep. - DBA Score versus regional peers

-100 -80 -60 -40 -20 0 20 40 60 80 100



■ Region ■ Middle East & North Africa ■ EGY ■ Income ■ Lower middle income

Indicator Scores for Egypt, Arab Rep.

Doing Business in Agriculture in Egypt, Arab Rep.	
Overall score (0-100)	51.12
Supplying seed	
Indicator score (0-100)	59.41
Time to register a new cereal variety (days)	599
Cost to register a new cereal variety (% of income per capita)	137.4
Quality of seed regulation index (0-8)	5
Registering fertilizer	
Indicator score (0-100)	60.88
Time to register a new fertilizer product (days)	314
Cost to register a new fertilizer product (% of income per capita)	14.7
Quality of fertilizer regulation index (0-5)	1
Securing water	
Indicator score (0-100)	0
Water investment risk index (0-8)	0
Registering tractors	
Indicator score (0-100)	97.62
Time to register a tractor (days)	1
Cost to register a tractor (% of income per capita)	1.4
Sustaining livestock	
Indicator score (0-100)	25
Quality of manufactured feed index (0-5)	0
Quality of veterinary medicinal products index (0-6)	3
Protecting plant health	
Indicator score (0-100)	20
Quality of phytosanitary regulation index (0-5)	1
Exporting food	
Indicator score (0-100)	66.03
Time to obtain agriculture-specific export documents (hours)	36
Cost to obtain agriculture-specific export documents (US\$)	33
Certifying food for export index (0-5)	2
Using warehouse receipts	
Indicator score (0-100)	80
Warehouse receipts index (0-5)	4

Supplying seed

Indicator score: **59.41** / 100

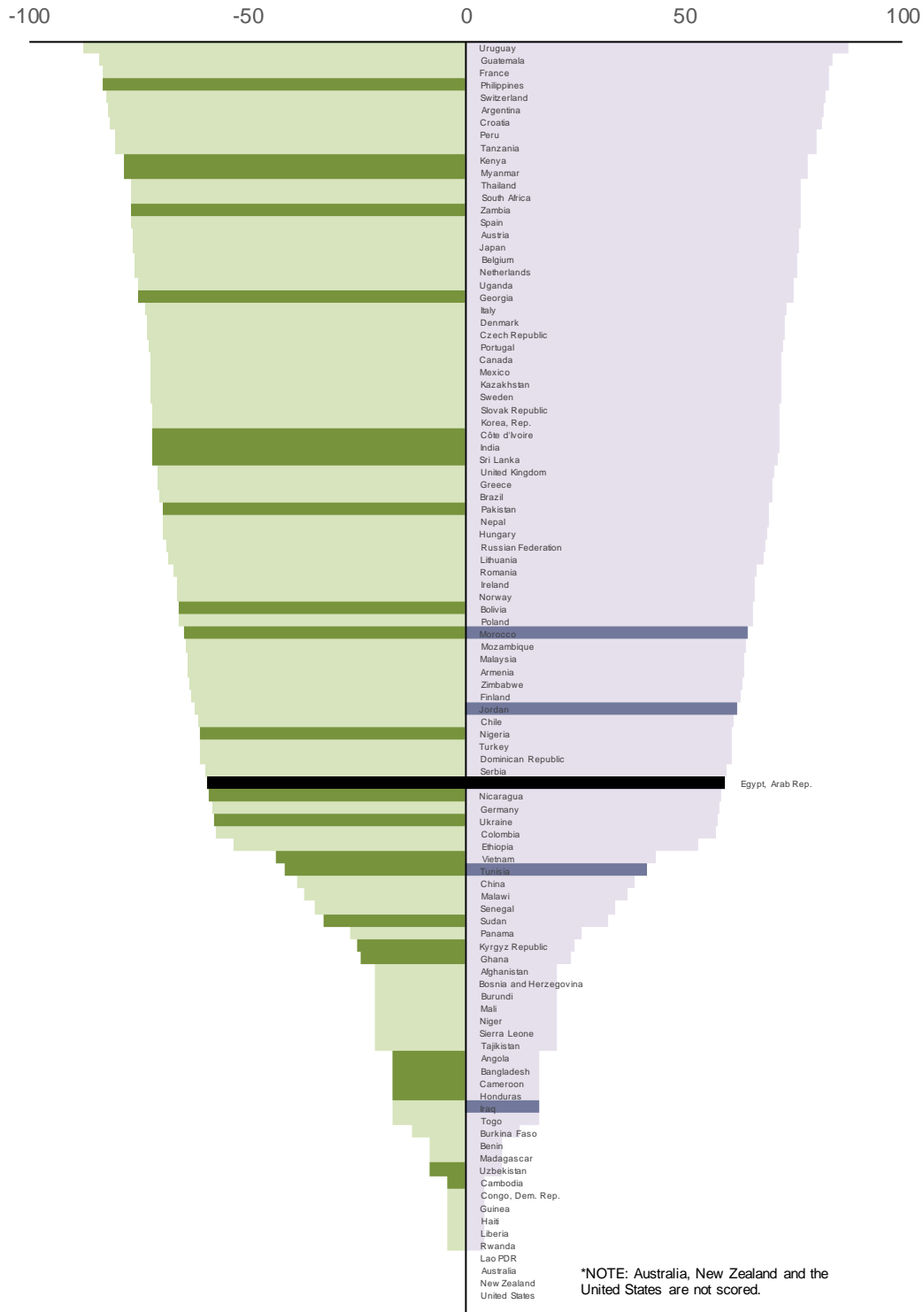
The supplying seed indicator measures laws and regulations that support the timely release of seed for use by domestic farmers. This indicator includes: (a) the time it takes to register a new variety, (b) the cost of registering a new variety, and (c) eight legal data points assessing good practices that promote transparency and efficiency of variety release processes. For each legal data point, a score of 1 is assigned if the answer is “yes,” and a score of 0 is assigned if the answer is “no.” The aggregate indicator is a simple average of the scores of its three components, with higher values indicating better support for farmers to access high-quality seed. Please refer to the *Doing Business in Agriculture 2019* report for the full set of methodology details and assumptions.

Data for Egypt, Arab Rep. - Supplying seed

Data point	Answer	Score
a) Time to register a new cereal variety (days)	599	
b) Cost to register a new cereal variety (% of income per capita)	137.4	
c) Quality of seed regulation index (0-8)		5
If a seed variety is already registered in another country, does the law allow it to be automatically approved for commercialization?	No	0
Are distinctiveness, uniformity and stability (DUS) testing data from foreign authorities accepted?	Yes	1
In practice, does the variety release committee (VRC) meet on demand or at least once per growing season?	Yes	1
Is there a catalogue listing registered varieties?	Yes	1
Is the variety catalogue updated at least once per growing season?	Yes	1
Can private seed companies or third parties produce "early generation seed" from public varieties?	Yes	1
Can private seed companies or third parties (for example, private laboratories) certify seed?	No	0
Does the national seed authority publish a fee schedule for seed certification costs?	No	0

Egypt, Arab Rep. - Supplying seed score versus income group peers

Egypt, Arab Rep. - Supplying seed score versus regional peers



■ Region ■ Middle East & North Africa ■ EGY ■ Income ■ Lower middle income

*NOTE: Australia, New Zealand and the United States are not scored.

Registering fertilizer

Indicator score: **60.88** / 100

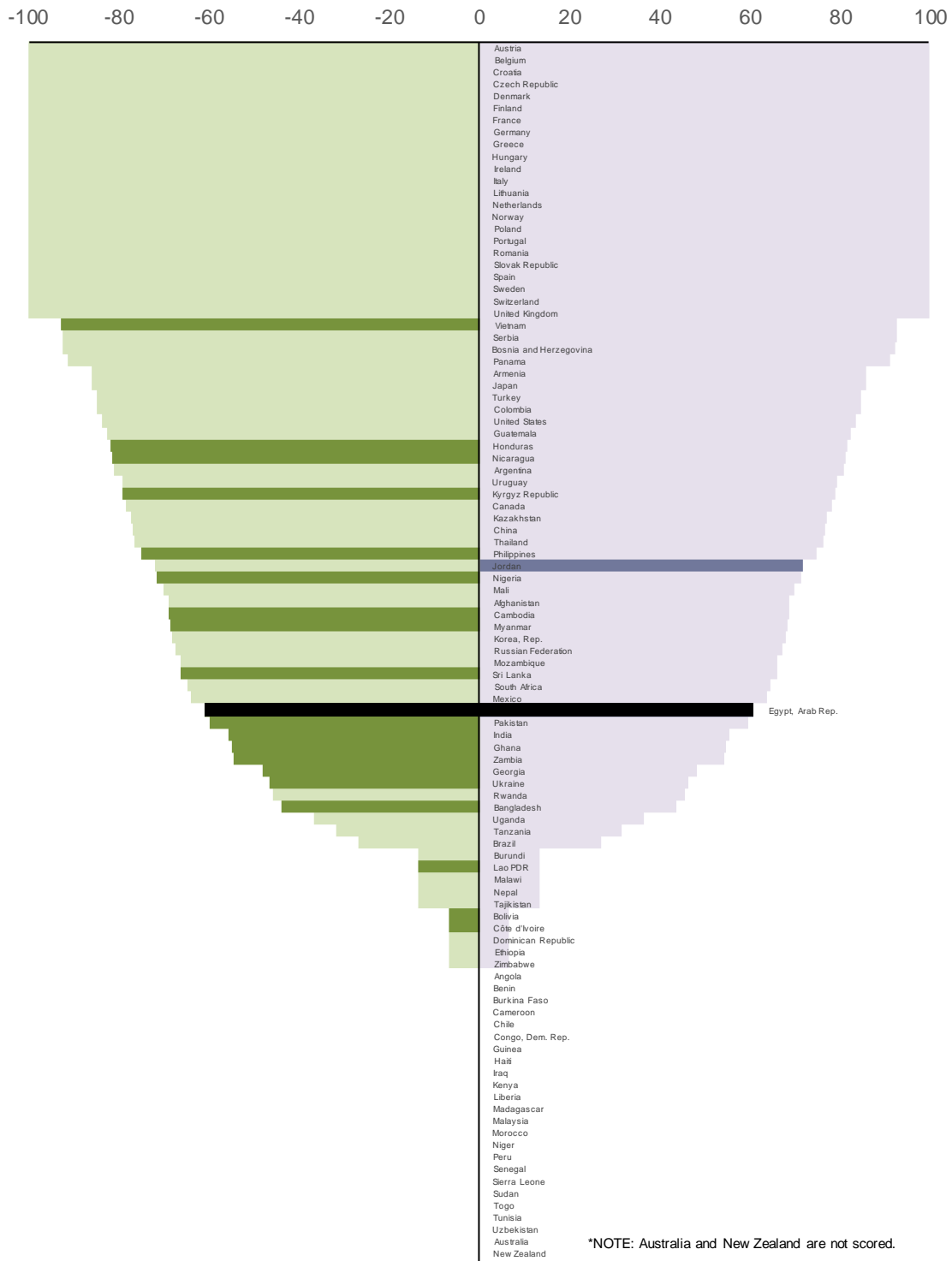
The registering fertilizer indicator measures laws and regulations that help domestic farmers gain access to high-quality fertilizer. This indicator includes: (a) the time to register a new fertilizer product, (b) the cost to register a new fertilizer product, and (c) five data points on assessing laws and regulations ensuring farmers' access to high-quality, unadulterated fertilizer. For each legal data point, a score of 1 is assigned if the answer is "yes," and a score of 0 is assigned if the answer is "no." The aggregate indicator is a simple average of the scores on its three components, with higher values indicating better regulatory support for farmers to access high-quality fertilizer. Please refer to the *Doing Business in Agriculture 2019* report for the full set of methodology details and assumptions.

Data for Egypt, Arab Rep. - Registering fertilizer

Data point	Answer	Score
a) Time to register a new fertilizer product (days)	314	
b) Cost to register a new fertilizer product (% of income per capita)	14.7	
c) Quality of fertilizer regulation index (0-5)		1
Must private companies register new chemical fertilizers to have them commercialized?	Yes	1
Is there a legal limit to the validity of fertilizer registration (in years)?	5	0
Is there an online national catalogue listing all registered fertilizers in your country?	No	0
Under a regional fertilizer registration agreement, is a fertilizer registered in another member country free from re-registration?	N/A	0
Must labels contain comprehensive information on fertilizer that is in the country's official language and includes all the stipulated requirements?	No	0

Egypt, Arab Rep. - Registering fertilizer score versus income group peers

Egypt, Arab Rep. - Registering fertilizer score versus regional peers



■ Region
 ■ Middle East & North Africa
 ■ EGY
 ■ Income
 ■ Lower middle income

Securing water

Indicator score: **0** / 100

The securing water indicator measures laws and regulations that help domestic farmers make better decisions as to whether and how much to invest in irrigation for their farm. This indicator includes eight data points with key features that can help farmers to better understand their water-related investment risks and that provide opportunities to manage those risks through active engagement in processes that affect their access to water. For each data point, a score of 1 is assigned if the answer is “yes,” and a score of 0 is assigned if the answer is “no.” The aggregate indicator sums up the underlying data points and thus ranges from 0 to 8, with higher values indicating better legal support for farmers as they navigate through water investment decisions. Please refer to the *Doing Business in Agriculture 2019* report for the full set of methodology details and assumptions.

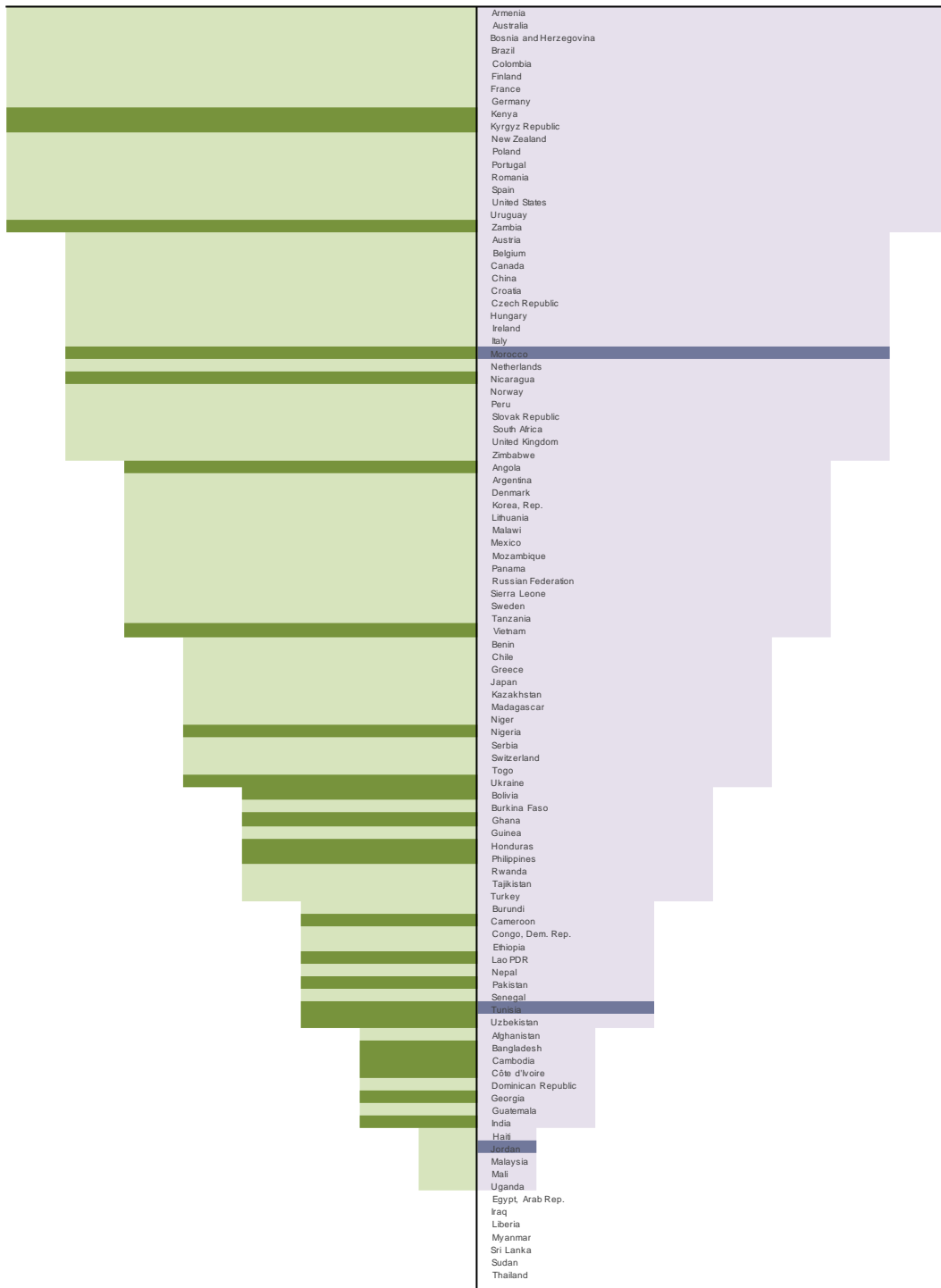
Data for Egypt, Arab Rep. - Securing water

Data point	Answer	Score
Water investment risk index (0-8)		0
Must information about water uses be made publicly available?	No	0
Must results from ongoing water resource monitoring be made publicly available?	No	0
Must water users be represented in water resource management institutions?	No	0
Must water resource management plans be updated on a set schedule?	No	0
Must a priority order be set for allocation between different types of water uses?	No	0
Are water resource management plans binding on water allocation decisions?	No	0
Must there be a public notice and comment period before decisions on new major water extraction permits are made?	No	0
Is the length of the public notice and comment period defined?	No	0

Egypt, Arab Rep. - Securing water score versus income group peers

Egypt, Arab Rep. - Securing water score versus regional peers

-100 -80 -60 -40 -20 0 20 40 60 80 100



■ Region ■ Middle East & North Africa ■ EGY ■ Income ■ Lower middle income

Registering tractors

Indicator score: **97.62** / 100

The registering tractors indicator measures regulatory processes that impact the use of agricultural machinery by domestic farmers. The indicator focuses on agricultural tractors as a proxy for overall farm mechanization. In particular, the indicator focuses on: (a) the time to register a tractor and (b) the cost required to register a tractor. The aggregate indicator score is a simple average of the scores on the two components, with higher values indicating more efficient agricultural tractor registration and hence better access to mechanization for farmers. Please refer to the *Doing Business in Agriculture 2019* report for the full set of methodology details and assumptions.

The registering tractors indicator relies on an assumption about the agricultural tractor and its use by farmers: The tractor is a two-axle/four-wheel drive agricultural tractor that is designed to furnish the power to pull, carry, propel or drive implements. All self-propelled implements are excluded.

Time is recorded in calendar days and captures each procedure's median duration. Each procedure's time starts with the first filing of an application or demand and ends once the final document is received, such as the receipt of the tractor registration certificate. The minimum time required for each procedure is one day. It is assumed that a registering person or company has had no prior contact with any of the government officials.

Cost captures all the official fees associated with the tractor registration as well as costs associated with the required documents. In the absence of official fee schedules, closest estimates by expert respondents are recorded. If several respondents provide different estimates, the median value is reported. All costs are recorded as percent of income per capita (using current USD). In all cases the costs exclude bribes. Transfer taxes will also be captured in future editions.

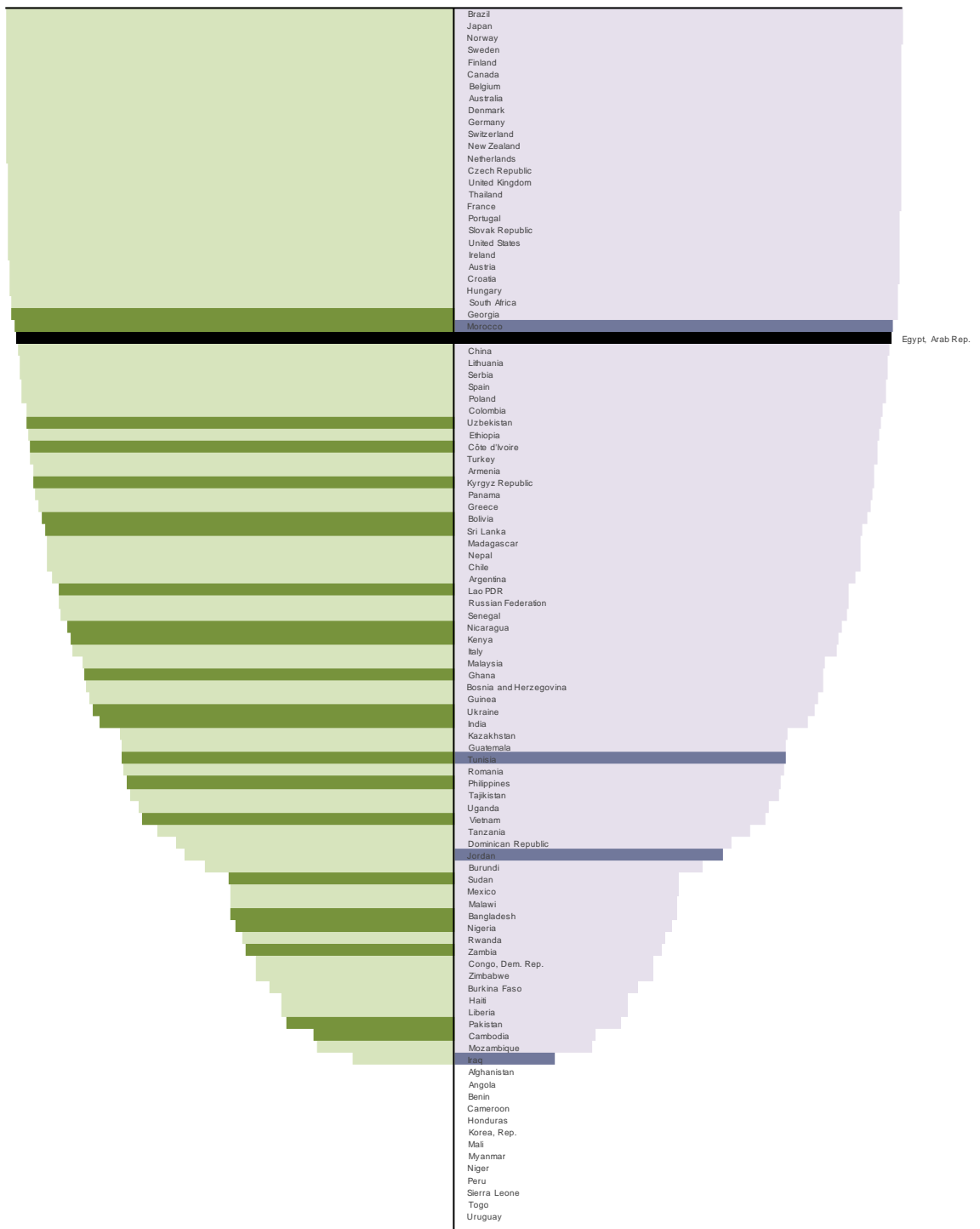
Data for Egypt, Arab Rep. - Registering tractors

Data point	Answer	Score
a) Time to register a tractor (days)	1	
b) Cost to register a tractor (% of income per capita)	1.4	

Egypt, Arab Rep. - Registering tractors score versus income group peers

Egypt, Arab Rep. - Registering tractors score versus regional peers

-100 -80 -60 -40 -20 0 20 40 60 80 100



■ Region ■ Middle East & North Africa ■ EGY ■ Income ■ Lower middle income

Sustaining livestock

Indicator score: **25** / 100

The sustaining livestock indicator measures regulations affecting domestic farmers' access to safe, high-quality and affordable livestock farming inputs for animal nutrition and health. The indicator includes two legal components that cover: (a) manufactured feed and (b) veterinary medicinal products (VMPs). The quality of manufactured feed index includes five data points that examine key features that ensure the availability of safe feed, give farmers information on the use of feed and provide mechanisms for the traceability of feed available in the market. The quality of VMPs index includes six data points that: examine key features that ensure the availability of high-quality and safe VMPs; promote the affordability of VMPs; and provide mechanisms to report unexpected and negative reactions to VMPs used. For each data point, a score of 1 is assigned if the answer is "yes," and a score of 0 is assigned if the answer is "no." The aggregate indicator score is a simple average of each of the indexes, with higher values indicating better regulatory support for farmers as they navigate through livestock farming decisions. Please refer to the *Doing Business in Agriculture 2019* report for the full set of methodology details and assumptions.

Data for Egypt, Arab Rep. - Sustaining livestock

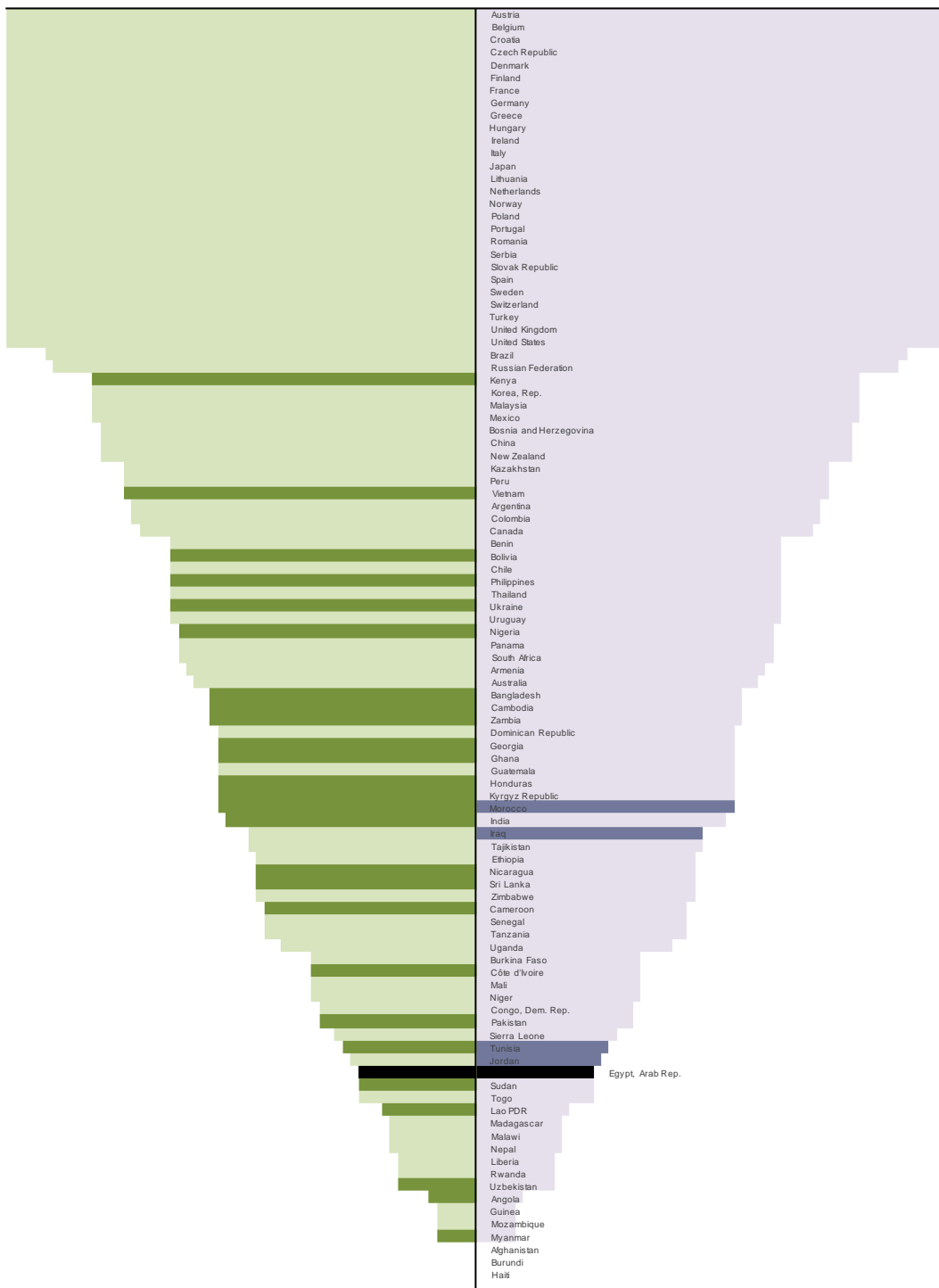
Data point	Answer	Score
a) Quality of manufactured feed index (0-5)		0
Must feed manufacturing facilities be approved before the start of operations?	No	0
Are inspections of in-use feed manufacturing facilities based on a risk assessment?	No	0
Must manufactured feed be labeled?	No	0
Must manufactured feed sold in bulk be accompanied by a document containing all mandatory labeling information?	No	0
Are feed manufacturers required to keep monitoring records?	No	0
b) Quality of veterinary medicinal products index (0-6)		3
Must the VMP be registered to be commercialized (in non-emergency or normal situations)?	Yes	1
Is there a specific timeframe set by law for dossier revision?	No	0
Is there a list of officially registered VMPs on the website of the relevant regulatory authority?	Yes	1
Are generic versions of a registered brand-name VMP allowed by law?	No	0

Is there a specified proprietary time between registration of a generic and a registered brand-name VMP?	N/A	0
Must registration holders of VMPs have a mechanism to capture unexpected or dangerous reactions to marketed VMPs?	Yes	1

Egypt, Arab Rep. - Sustaining livestock score versus income group peers

Egypt, Arab Rep. - Sustaining livestock score versus regional peers

-100 -80 -60 -40 -20 0 20 40 60 80 100



■ Region ■ Middle East & North Africa ■ EGY ■ Income ■ Lower middle income

Protecting plant health

Indicator score: **20** / 100

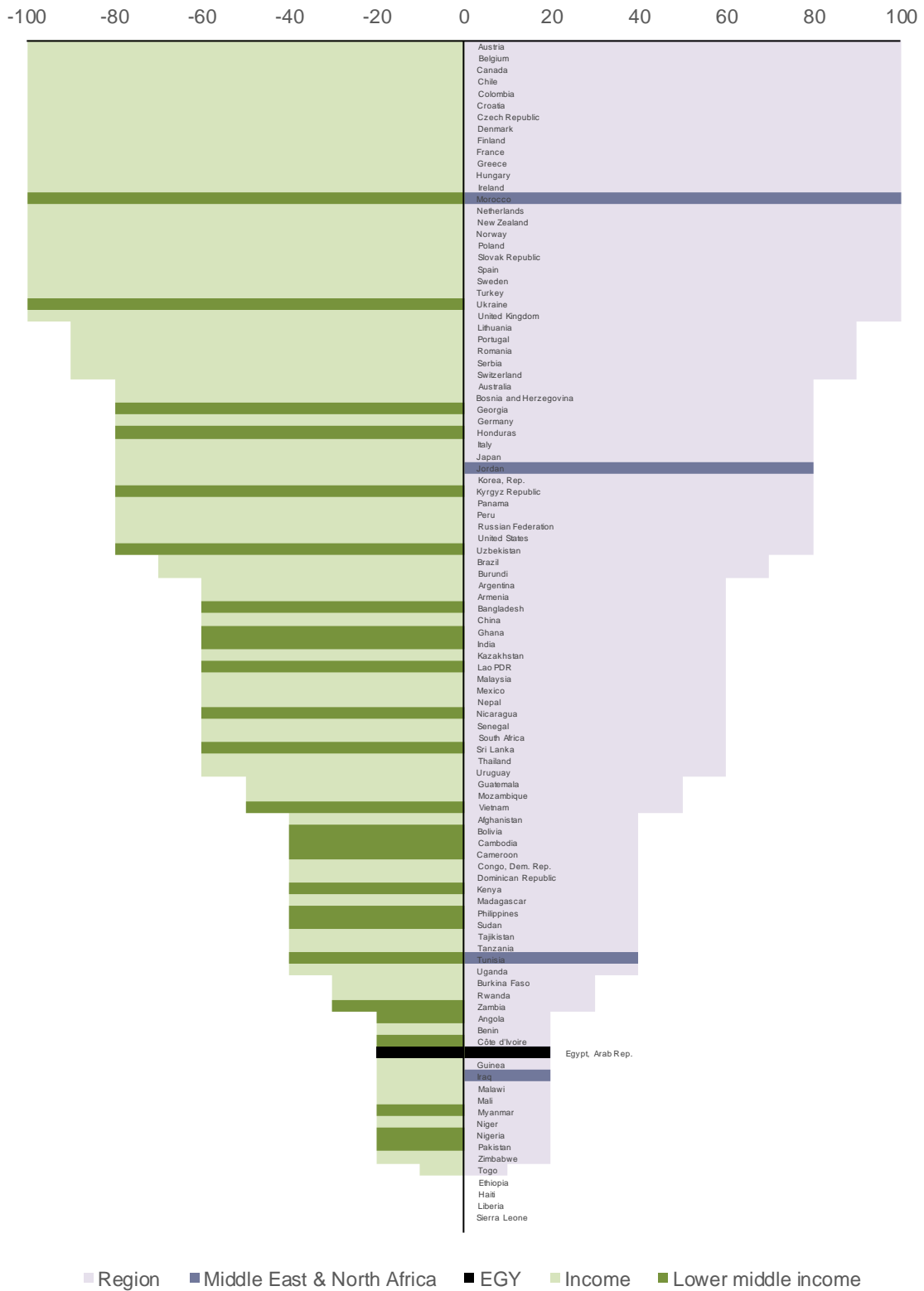
The protecting plant health indicator measures phytosanitary legislation that helps domestic farmers prevent and control pests and plant diseases as well as improve access to markets. This indicator includes five data points on domestic pest management measures and phytosanitary controls at the border. The indicator captures the accessibility of pest information, reporting obligations, quarantine pest lists, pest risk analysis and risk-based inspections. For each data point, a score of 1 is assigned if the answer is “yes,” and a score of 0 is assigned if the answer is “no.” The aggregate indicator sums up all the underlying data points and thus ranges from 0 to 5, with higher values indicating stronger legal and regulatory support for farmers to manage pest risks and meet phytosanitary standards in destination markets. Please refer to the *Doing Business in Agriculture 2019* report for the full set of methodology details and assumptions.

Data for Egypt, Arab Rep. - Protecting plant health

Data point	Answer	Score
Quality of phytosanitary regulation index (0-5)		1
Can comprehensive information on plant pests and diseases that includes 1) pictures, 2) host information, 3) current status and 4) control methods, be obtained on a government website?	No	0
Must landowners/users report pest outbreaks to the government and are there any penalties associated with non-compliance?	No	0
Is there a publicly-available list of regulated quarantine pests?	Yes	1
Is there a designated government agency tasked with conducting pest risk analysis (PRA) for imports of plant products?	No	0
Are risk-based phytosanitary import inspections allowed?	No	0

Egypt, Arab Rep. - Protecting plant health score versus income group peers

Egypt, Arab Rep. - Protecting plant health score versus regional peers



Exporting food

Indicator score: **66.03** / 100

The exporting food indicator measures laws and regulations that help domestic farmers export agricultural products to foreign markets. The indicator has three components, namely: (a) the total time required to obtain mandatory, agriculture-specific documents for each shipment, (b) the total cost to obtain mandatory, agriculture-specific documents for each shipment, and (c) five data points on license and membership requirements and phytosanitary certification procedures. For each data point under component (c), a score of 1 is assigned if the answer is “yes,” and a score of 0 is assigned if the answer is “no.” The aggregate indicator score is a simple average of the scores of the three components, with higher values indicating more efficient agricultural export procedures. Please refer to the *Doing Business in Agriculture 2019* report for the full set of methodology details and assumptions.

Case study

Export product: HS 08 : Edible fruit and nuts; peel of citrus fruit or melons

Trading partner: Saudi Arabia

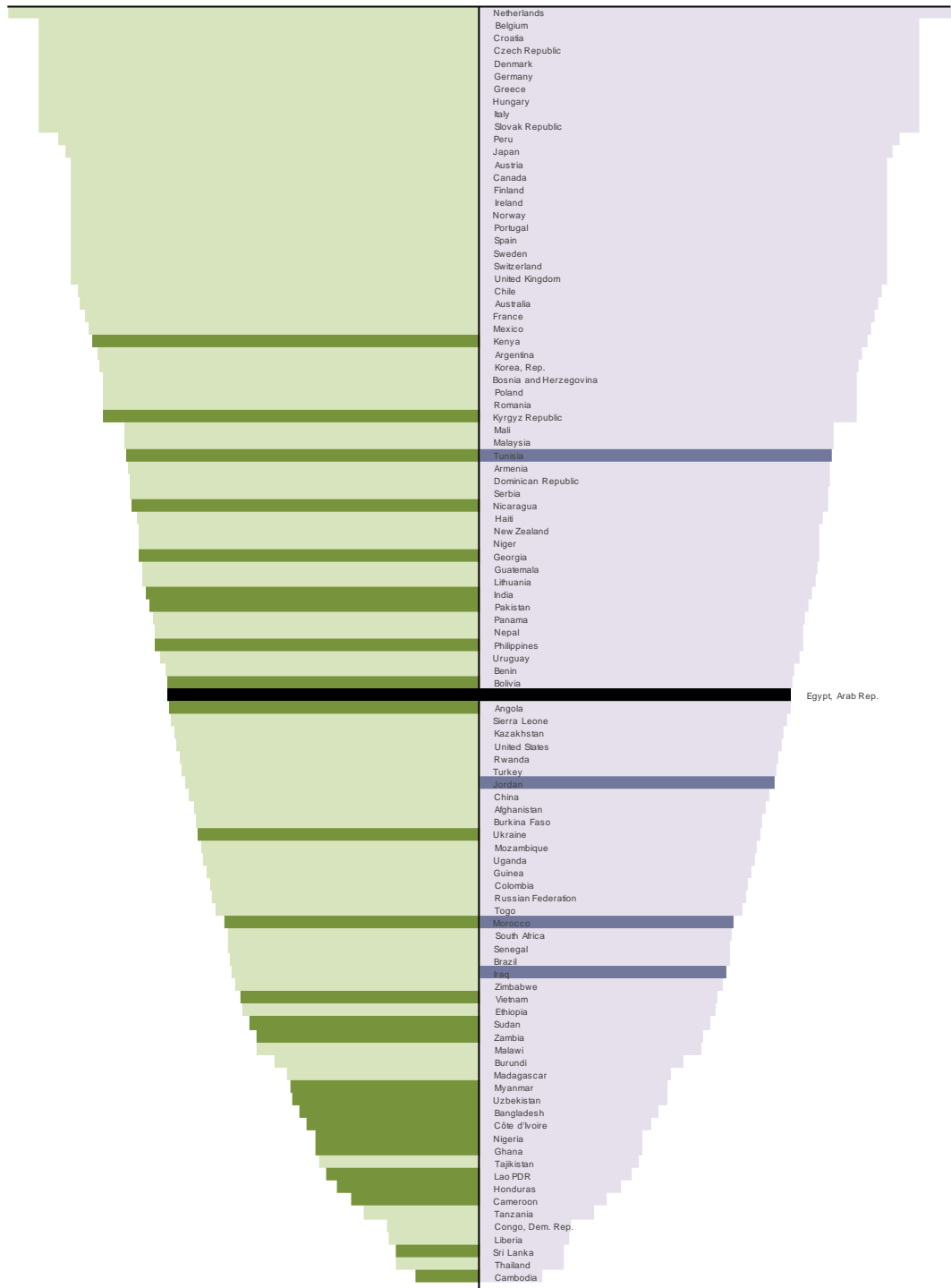
Data for Egypt, Arab Rep. - Exporting food

Data point	Answer	Score
a) Time to obtain agriculture-specific export documents (hours)	36	
b) Cost to obtain agriculture-specific export documents (US\$)	33	
c) Certifying food for export index (0-5)		2
Are exporters of agricultural products free from the requirement to obtain trader-level licenses or memberships?	Yes	1
Can exporters apply for a phytosanitary certificate online?	No	0
Is there an ePhyto system in place to generate, issue and exchange certificates online?	No	0
Can phytosanitary certificates be issued on-site where goods are located?	No	0
Is the phytosanitary certificate fee publicly available?	Yes	1

Egypt, Arab Rep. - Exporting food score versus income group peers

Egypt, Arab Rep. - Exporting food score versus regional peers

-100 -80 -60 -40 -20 0 20 40 60 80 100



Region Middle East & North Africa EGY Income Lower middle income

Using warehouse receipts

Indicator score: **80** / 100


The using warehouse receipts indicator measures laws and regulations on the use of warehouse receipts as collateral to obtain credit. For domestic farmers who may not have traditional immovable collateral, warehouse receipt financing can be an effective tool to access credit. Strong laws and regulations protect the rights of both depositors and lenders, facilitating the enforceability of securities and making warehouse receipts attractive collateral. The using warehouse receipts indicator examines the extent to which countries have enacted the following good practices: a) allowing warehouse receipts to be negotiable and electronic; b) specifying information about security interests over the underlying goods; and c) requiring warehouse operators to provide performance guarantees. For each data point, a score of 1 is assigned if the answer is “yes,” and a score of 0 is assigned if the answer is “no.” The aggregate indicator sums up all the underlying data points and ranges from 0 to 5, with higher values indicating more advanced regulation governing the use of warehouse receipts to facilitate access to credit. Please refer to the *Doing Business in Agriculture 2019* report for the full set of methodology details and assumptions.

Data point	Answer	Score
Warehouse receipts index (0-5)		4
Is there a law regulating the operation of warehouse receipts?	Yes	1
Must warehouse operators provide any of the following performance guarantees?		1
a. File a bond with a regulator	No	
b. Pay into an indemnity or guarantee fund to secure performance of obligations	No	
c. Insure a warehouse or the stored goods against damage	Yes	
Can warehouse receipts be negotiable?	Yes	1
Are electronic warehouse receipts legally recognized?	Yes	1
Must warehouse receipts contain information on security interests over the goods?	No	0

Egypt, Arab Rep. - Using warehouse receipts score versus income group peers

Egypt, Arab Rep. - Using warehouse receipts score versus regional peers

-100 -80 -60 -40 -20 0 20 40 60 80 100



■ Region ■ Middle East & North Africa ■ EGY ■ Income ■ Lower middle income