

An illustration of a farm scene. In the foreground, a young girl with short, wavy brown hair is looking up at a large, woven basket filled with various fruits, including apples and oranges. She is holding the basket. In the background, two men are working in a field of trees with white blossoms. One man, wearing a white shirt and a green cap, is bent over, using a long wooden pole to reach into the trees. Another man, wearing a blue shirt, is standing behind him, also using a pole. The trees have thick, white-painted trunks. The overall style is a soft, painterly illustration with a focus on agricultural labor and the harvest.

Enabling the Business of Agriculture 2019  
Country Profile  
France

© 2019 International Bank for Reconstruction and Development / The World Bank  
1818 H Street NW, Washington, DC 20433; Telephone: 202-473-1000; [www.worldbank.org](http://www.worldbank.org)

Some rights reserved

1 2 3 4 22 21 20 19

This work is a product of the staff of The World Bank with external contributions. The findings, interpretations, and conclusions expressed in this work do not necessarily reflect the views of The World Bank, its Board of Executive Directors, or the governments they represent. The World Bank does not guarantee the accuracy of the data included in this work. The boundaries, colors, denominations, and other information shown on any map in this work do not imply any judgment on the part of The World Bank concerning the legal status of any territory or the endorsement or acceptance of such boundaries.

Nothing herein shall constitute, or be considered to be, a limitation upon or waiver of the privileges and immunities of The World Bank, all of which are specifically reserved.

### Rights and Permissions



This work is available under the Creative Commons Attribution 3.0 IGO license (CC BY 3.0 IGO) <http://creativecommons.org/licenses/by/3.0/igo>. Under the Creative Commons Attribution license, you are free to copy, distribute, transmit, and adapt this work, including for commercial purposes, under the following conditions:

**Attribution**— Please cite the work as follows: World Bank. 2019. Enabling the Business of Agriculture 2019. Washington, DC: World Bank. doi: 978-1-4648-1387-0. License: Creative Commons Attribution CC BY 3.0 IGO

**Translations**—If you create a translation of this work, please add the following disclaimer along with the attribution: This translation was not created by The World Bank and should not be considered an official World Bank translation. The World Bank shall not be liable for any content or error in this translation.

**Adaptations**—If you create an adaptation of this work, please add the following disclaimer along with the attribution: This is an adaptation of an original work by The World Bank. Views and opinions expressed in the adaptation are the sole responsibility of the author or authors of the adaptation and are not endorsed by The World Bank.

**Third-party content**—The World Bank does not necessarily own each component of the content contained within the work. The World Bank therefore does not warrant that the use of any third-party-owned individual component or part contained in the work will not infringe on the rights of those third parties. The risk of claims resulting from such infringement rests solely with you. If you wish to re-use a component of the work, it is your responsibility to determine whether permission is needed for that re-use and to obtain permission from the copyright owner. Examples of components can include, but are not limited to, tables, figures, or images.

All queries on rights and licenses should be addressed to the World Bank Publications, The World Bank Group, 1818 H Street NW, Washington, DC 20433, USA; e-mail: [pubrights@worldbank.org](mailto:pubrights@worldbank.org).

ISBN (paper): 978-1-4648-1387-0  
ISBN (electronic): 978-1-4648-1388-7  
DOI: 10.1596/978-1-4648-1387-0

*Cover art:* Diego Rivera, Still Life and Blossoming Almond Trees, 1931, fresco, 55.5 x 106 inches, University of California, Berkeley. Gift of Rosalie M. Stern (Mrs. Sigmund Stern). Used with permission; further permission required for reuse.

# About *Enabling the Business of Agriculture*

*Enabling the Business of Agriculture* presents indicators that measure the laws, regulations and bureaucratic processes that affect farmers in 101 countries. It covers eight indicators: supplying seed, registering fertilizer, securing water, using machinery, sustaining livestock, protecting plant health, trading food, and accessing finance.

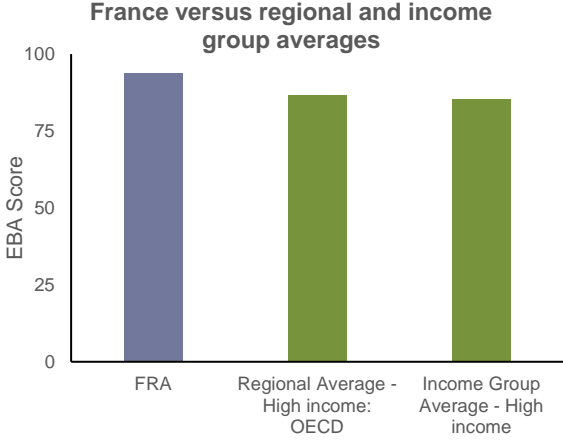


The project collects data through questionnaires. Experts in each country fill out questionnaires, sharing their knowledge of relevant regulations and administrative processes. These specialists are identified through desk research as well as through collaboration with the World Bank Group's agriculture experts. For this report, questionnaires were administered to more than 4,000 respondents from law firms, private businesses, government agencies, nonprofit organizations and universities. In addition to the questionnaires, the team engaged with agriculture experts in several rounds of interaction by email, conference calls and in-person meetings. The team visited eight countries to verify the data and observe regulatory processes on the ground. Detailed information about the methodology and the local experts who contributed to this year's study is available at <http://eba.worldbank.org>.

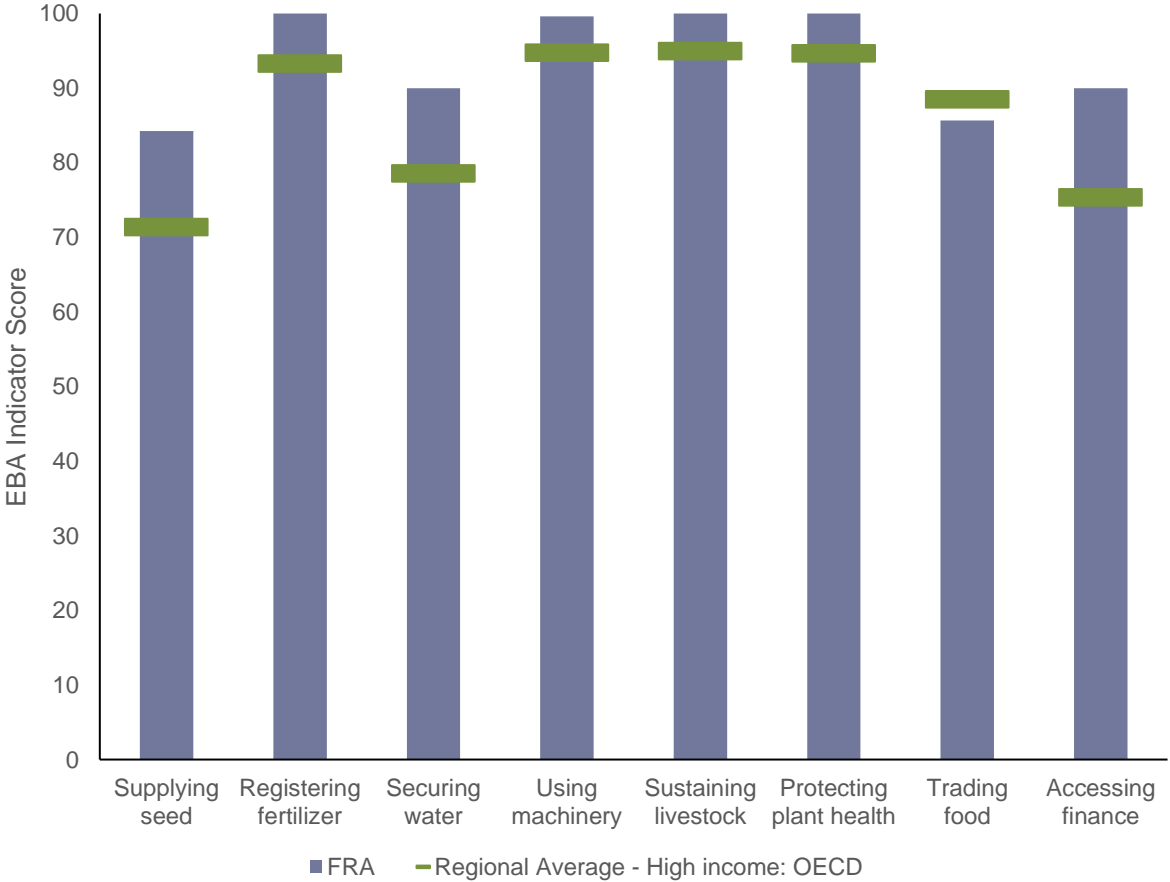
# Country Data Overview

# 93.70

Overall Enabling the Business of Agriculture Score (0-100) for France



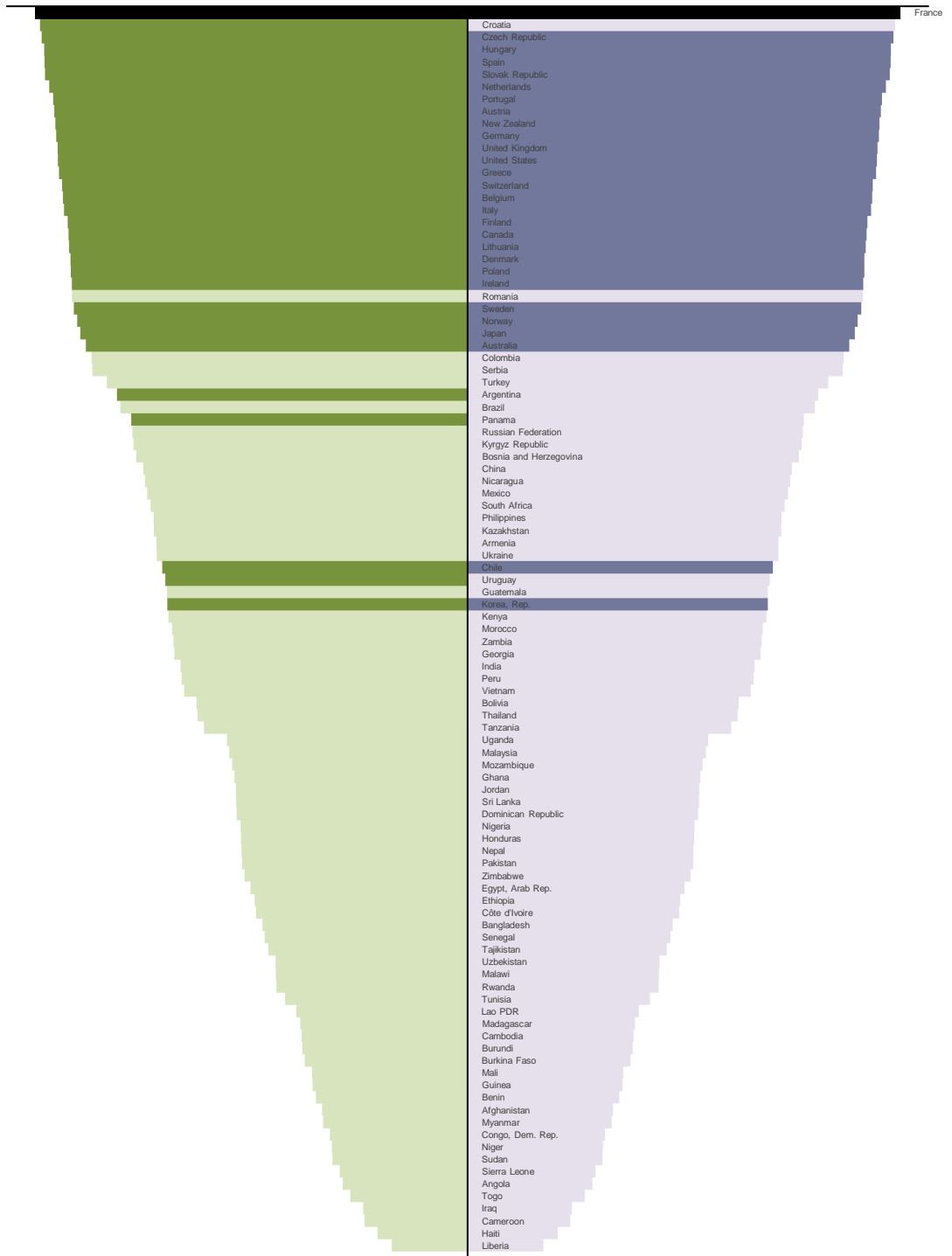
## Performance by indicator area - France



### France - EBA Score versus income group peers

### France - EBA Score versus regional peers

-100    -80    -60    -40    -20    0    20    40    60    80    100



■ Region    ■ High income: OECD    ■ FRA    ■ Income    ■ High income

## Indicator Scores for France

Enabling the Business of Agriculture in France	
Overall score (0-100)	93.70
Supplying seed	
Indicator score (0-100)	84.25
Time to register a new cereal variety (days)	236
Cost to register a new cereal variety (% of income per capita)	12.1
Quality of seed regulation index (0-9)	7
Registering fertilizer	
Indicator score (0-100)	100.00
Time to register a new fertilizer product (days)	0
Cost to register a new fertilizer product (% of income per capita)	0.0
Quality of fertilizer regulation index (0-6)	6
Securing water	
Indicator score (0-100)	90.00
Securing water index (0-10)	9
Using machinery	
Indicator score (0-100)	99.64
Time to register a tractor (days)	1
Cost to register a tractor (% of income per capita)	0.2
Sustaining livestock	
Indicator score (0-100)	100.00
Quality of manufactured feed index (0-5)	5
Quality of veterinary medicinal products index (0-6)	6
Protecting plant health	
Indicator score (0-100)	100.00
Quality of phytosanitary regulation index (0-5)	5
Trading food	
Indicator score (0-100)	85.69
Time to obtain agriculture-specific export documents (hours)	36
Cost to obtain agriculture-specific export documents (US\$)	7
Trading food index (0-7)	6
Accessing finance	
Indicator score (0-100)	90.00
Warehouse receipts index (0-5)	4
Inclusive finance index (0-5)	5

# Supplying seed

Indicator score: **84.25** / 100

The supplying seed indicator measures laws and regulations that support the timely release of seed for use by domestic farmers. This indicator includes: (a) the time it takes to register a new variety, (b) the cost of registering a new variety, and (c) nine legal data points assessing good practices that promote transparency and efficiency of variety release processes. For each legal data point, a score of 1 is assigned if the answer is “yes,” and a score of 0 is assigned if the answer is “no.” The aggregate indicator is a simple average of the scores of its three components, with higher values indicating better support for farmers to access high-quality seed. Please refer to the *Enabling the Business in Agriculture 2019* report for the full set of methodology details and assumptions.

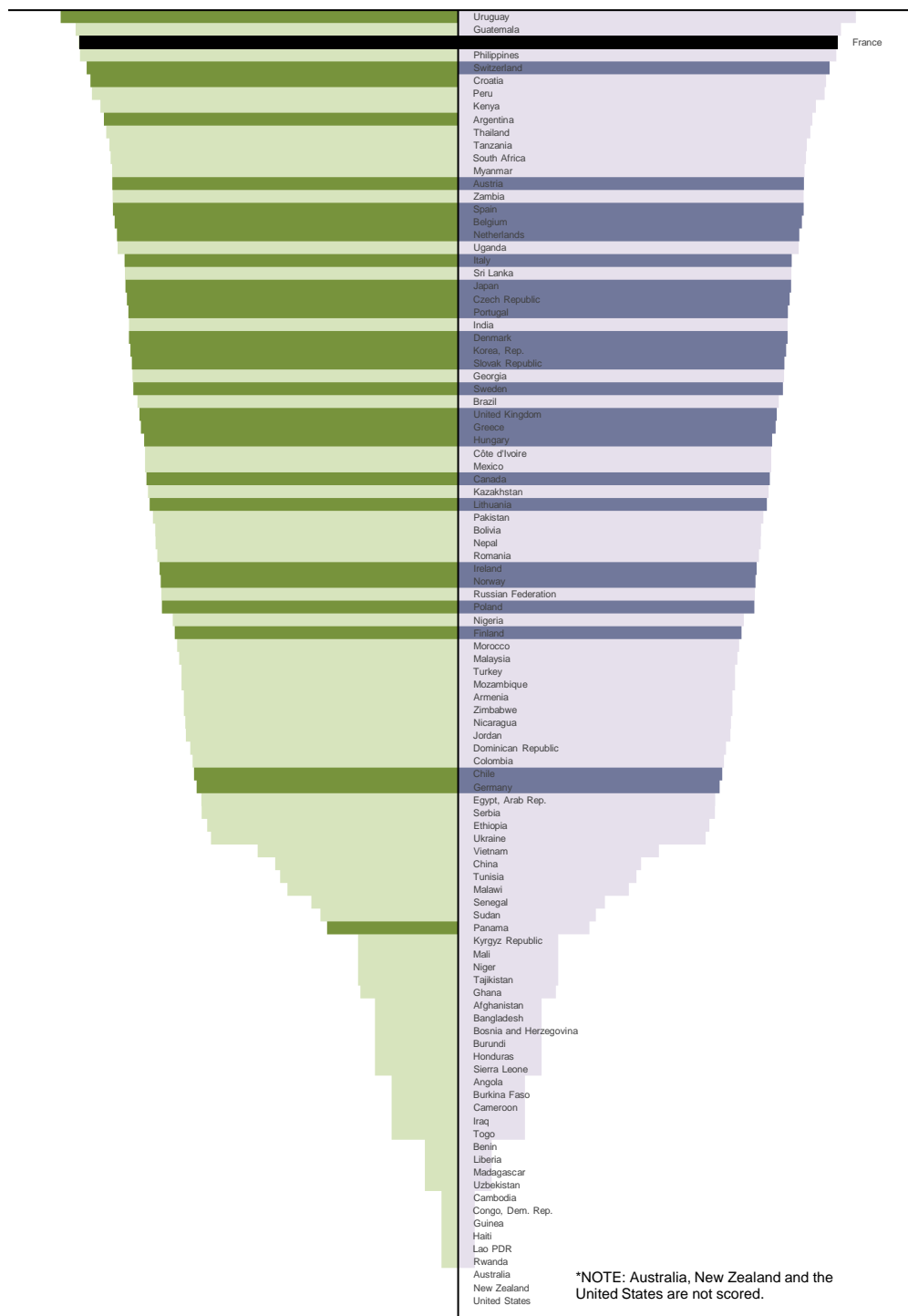
## Scored data for France - Supplying seed

Data point	Answer	Score
a) Time to register a new cereal variety (days)	236	
b) Cost to register a new cereal variety (% of income per capita)	12.1	
c) Quality of seed regulation index (0-9)		7
If a seed variety is already registered in another country, does the law allow it to be automatically approved for commercialization?	Yes	1
Are distinctiveness, uniformity and stability (DUS) testing data from foreign authorities accepted?	No	0
In practice, does the variety release committee (VRC) meet on demand or at least once per growing season?	Yes	1
Is there a catalogue listing registered varieties?	Yes	1
Is the variety catalogue updated at least once per growing season?	Yes	1
Can private seed companies or third parties produce "early generation seed" from public varieties?	Yes	1
Can private seed companies or third parties (for example, private laboratories) certify seed?	Yes	1
Does the national seed authority publish a fee schedule for seed certification costs?	No	0
Does the law prescribe the procedural requirements to access plant genetic materials?	Yes	1

### France - Supplying seed score versus income group peers

### France - Supplying seed score versus regional peers

-100 -80 -60 -40 -20 0 20 40 60 80 100



\*NOTE: Australia, New Zealand and the United States are not scored.

■ Region ■ High income: OECD ■ FRA ■ Income ■ High income



### Additional data available for the Supplying Seed Indicator

<b>Count of Practices (0-24)</b>	<b>No data</b>
<b>Versus Regional Average</b>	<b>No data</b>
<b>Versus Income Group Average</b>	<b>No data</b>
Are the plant breeder's rights protected?	No data
Are exceptions to plant breeder's rights allowed?	
a. Save and use on their own holding	No data
b. Exchange	No data
In practice, are companies accessing plant genetic materials from the genebank?	No data
Can plant breeder's rights be licensed to third parties for production and sale?	No data
In practice, do public research institutes license public varieties to companies for domestic production and sale?	No data
When importing germplasm for plant breeding, are firms exempt from government testing (other than phytosanitary one)?	No data
Does the law address the registration of farmers' or local varieties?	No data
Must plant breeders retain records of reproductive materials and/or suppliers?	
a. Reproductive materials	No data
b. Suppliers	No data
Must field or lab post-control tests be conducted on certified seed?	No data
Must the labels contain comprehensive information on seed?	
a. Name and address of seed producer	No data
b. Crop species	No data
c. Class of seed	No data
d. Net weight	No data
e. Lot number	No data
f. Certificate number	No data
g. Germination (minimum %)	No data
h. Purity (minimum %)	No data
i. Year of production	No data
j. Repacking or relabeling	No data

k. Chemical treatment on the seed	No data
Does the seed authority conduct random market inspections to detect fake seed?	No data
Is there a penalty for the sale of mislabeled seed bags?	No data
What is the duration (in years) for plant breeder's rights?	No data

# Registering fertilizer

Indicator score: **100.00** / 100

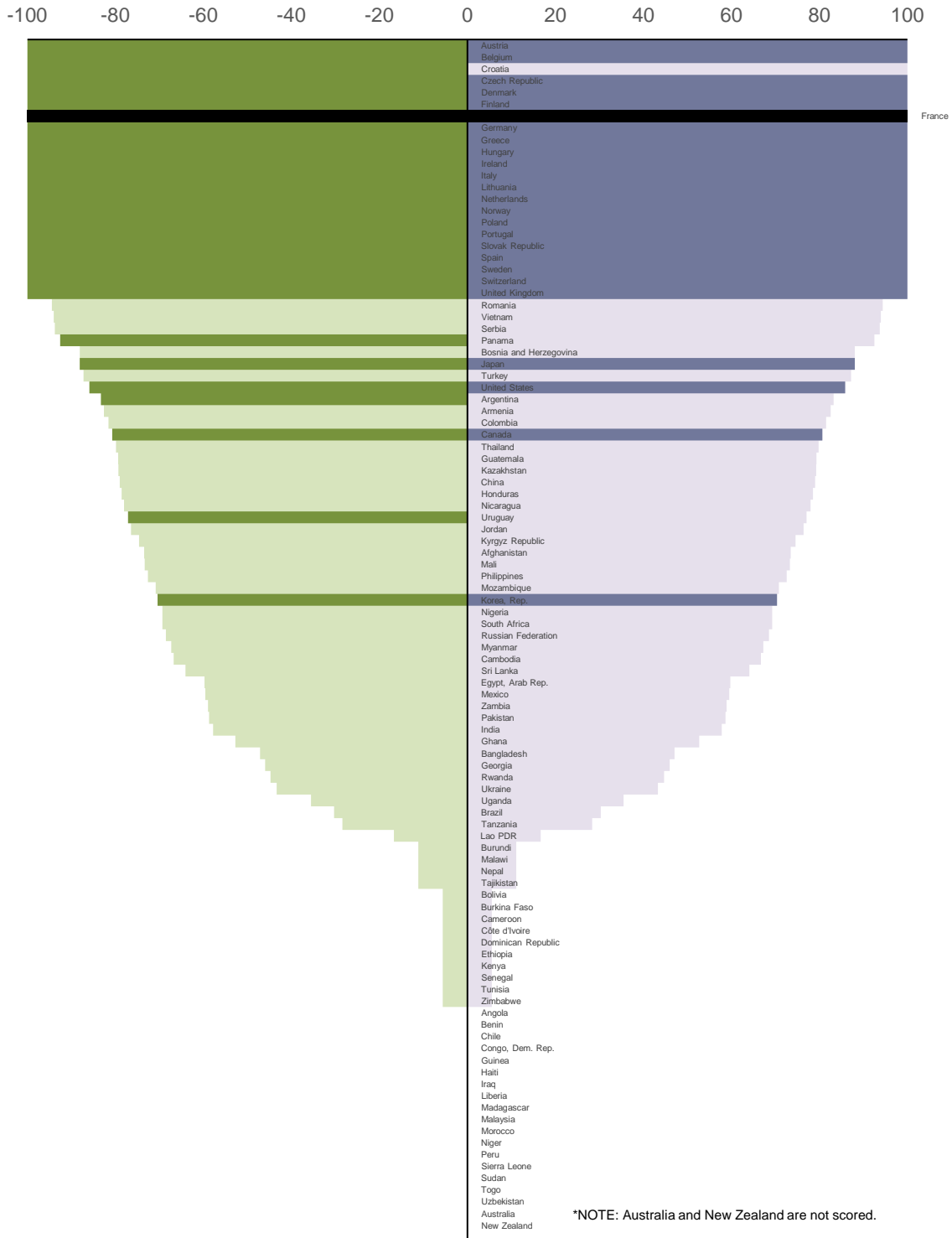
The registering fertilizer indicator measures laws and regulations that help domestic farmers gain access to high-quality fertilizer. This indicator includes: (a) the time to register a new fertilizer product, (b) the cost to register a new fertilizer product, and (c) six data points on assessing laws and regulations ensuring farmers' access to high-quality, unadulterated fertilizer. For each legal data point, a score of 1 is assigned if the answer is "yes," and a score of 0 is assigned if the answer is "no." The aggregate indicator is a simple average of the scores on its three components, with higher values indicating better regulatory support for farmers to access high-quality fertilizer. Please refer to the *Enabling the Business of Agriculture 2019* report for the full set of methodology details and assumptions.

## Scored data for France - Registering fertilizer

Data point	Answer	Score
a) Time to register a new fertilizer product (days)	0	
b) Cost to register a new fertilizer product (% of income per capita)	0.0	
c) Quality of fertilizer regulation index (0-6)		6
Must private companies register new chemical fertilizers to have them commercialized?	Yes	1
Is there a legal limit to the validity of fertilizer registration (in years)?	N/A	1
Is there an online national catalogue listing all registered fertilizers in your country?	Yes	1
Under a regional fertilizer registration agreement, is a fertilizer registered in another member country free from re-registration?	Yes	1
Must labels contain comprehensive information on fertilizer that is in the country's official language and includes all the stipulated requirements?	Yes	1
Is there a maximum allowable content of heavy metals?	Yes	1

France - Registering fertilizer score versus income group peers

France - Registering fertilizer score versus regional peers



**Additional data available for the Registering Fertilizer Indicator**

<b>Count of Practices (0-4)</b>	<b>No data</b>
<b>Versus Regional Average</b>	<b>No data</b>
<b>Versus Income Group Average</b>	<b>No data</b>
Is a lab sample analysis required to register fertilizers?	No data
Must organic fertilizer be registered before being sold?	No data
Does the law prohibit the sale of mislabeled fertilizer bags?	No data
Does the law prohibit the sale of fertilizer from opened bags?	No data
Must firms obtain a permit to import fertilizer?	No data
If yes, the permit is required for:	No data
If an import permit is required, what is the time validity (in months)?	No data

# Securing water

Indicator score: **90.00** / 100

The securing water indicator measures laws and regulations that help domestic farmers make better decisions as to whether and how much to invest in irrigation for their farm. This indicator includes ten data points with key features that can help farmers to better understand their water-related investment risks and that provide opportunities to manage those risks through active engagement in processes that affect their access to water. For each data point, a score of 1 is assigned if the answer is “yes,” and a score of 0 is assigned if the answer is “no.” The aggregate indicator sums up the underlying data points and thus ranges from 0 to 10, with higher values indicating better legal support for farmers as they navigate through water investment decisions. Please refer to the *Enabling the Business of Agriculture 2019* report for the full set of methodology details and assumptions.

## Scored data for France - Securing water

Data point	Answer	Score
Securing water index (0-10)		<b>9</b>
Must information about water uses be made publicly available?	Yes	1
Must results from ongoing water resource monitoring be made publicly available?	Yes	1
Must water users be represented in water resource management institutions?	Yes	1
Must water resource management plans be updated on a set schedule?	Yes	1
Must a priority order be set for allocation between different types of water uses?	Yes	1
Are water resource management plans binding on water allocation decisions?	Yes	1
Must there be a public notice and comment period before decisions on new major water extraction permits are made?	Yes	1
Is the length of the public notice and comment period defined?	Yes	1
Is there a quota or another mechanism to promote women's participation in water management institutions?	No	0

Is the management of non-point sources of pollution supported?	Yes	1
----------------------------------------------------------------	-----	---

**France - Securing water score versus  
income group peers**

**France - Securing water score versus  
regional peers**

**Additional data available for the Securing Water Indicator**

<b>Count of Practices (0-38)</b>	<b>No data</b>
<b>Versus Regional Average</b>	<b>No data</b>
<b>Versus Income Group Average</b>	<b>No data</b>
Is a water inventory required?	No data
Is there a timeline for water inventory updates?	No data
Must the water inventory be public?	No data
Is a water user registry required?	No data
Is a water monitoring plan required?	No data
Is there a timeline for water monitoring plan updates?	No data
Must the government monitor water resources?	No data
Must pollutant discharges to water resources be catalogued?	No data
Are water management plans required?	No data
Must water management plans be comprehensive (contain one or more required components such as planning for water use patterns, water risks)?	No data
Must water management plans be developed through public consultation?	No data
Must water quality criteria be adopted?	No data
Must water quality objectives be set for water bodies?	No data
Is a permit needed to abstract water from the environment?	No data
If an abstraction permit is required, is the process described to obtain it?	No data
If an abstraction permit is required, is the duration set?	No data
If an abstraction permit is required, is permit renewal shorter or simpler?	No data
Are the means of the public notice defined?	No data
Can the government impose special measures for source protection in cases of water stress?	No data
Is there an established minimum water level for environmental needs or flows?	No data



Must water users keep records of the quantity of water abstracted?	No data
Must certain activities occur at a minimum distance from water bodies?	No data
Is a permit required to discharge pollutants into water bodies?	No data
Is the process described to obtain a discharge permit?	No data
Must the government inspect water-related compliance?	No data
Are the competencies defined to inspect for water-related compliance?	No data
Are offenses prescribed for water-related violations?	No data
Are penalties prescribed for water-related violations?	No data
Is water conservation promoted?	No data
Is water use efficiency promoted?	No data
Must users pay for the amount of water abstracted?	No data
Must water abstraction charges be set?	No data
Is the method to set the charges defined?	No data
Is a collection agency for water abstraction charges identified?	No data
Can water abstraction permits be transferred?	No data
Can water abstraction permits be transferred separately from land?	No data
Must the government be notified or approve abstraction permit transfers?	No data
Is the process to transfer water abstraction permits defined?	No data

# Using machinery

Indicator score: **99.64** / 100

The using machinery indicator measures regulatory processes that impact the use of agricultural machinery by domestic farmers. The indicator focuses on agricultural tractors as a proxy for overall farm mechanization. In particular, the indicator focuses on: (a) the time to register a tractor and (b) the cost required to register a tractor. The aggregate indicator score is a simple average of the scores on the two components, with higher values indicating more efficient agricultural tractor registration and hence better access to mechanization for farmers. Please refer to the *Enabling the Business of Agriculture 2019* report for the full set of methodology details and assumptions.

The using machinery indicator relies on an assumption about the agricultural tractor and its use by farmers: The tractor is a two-axle/four-wheel drive agricultural tractor that is designed to furnish the power to pull, carry, propel or drive implements. All self-propelled implements are excluded.

Time is recorded in calendar days and captures each procedure's median duration. Each procedure's time starts with the first filing of an application or demand and ends once the final document is received, such as the receipt of the tractor registration certificate. The minimum time required for each procedure is one day. It is assumed that a registering person or company has had no prior contact with any of the government officials.

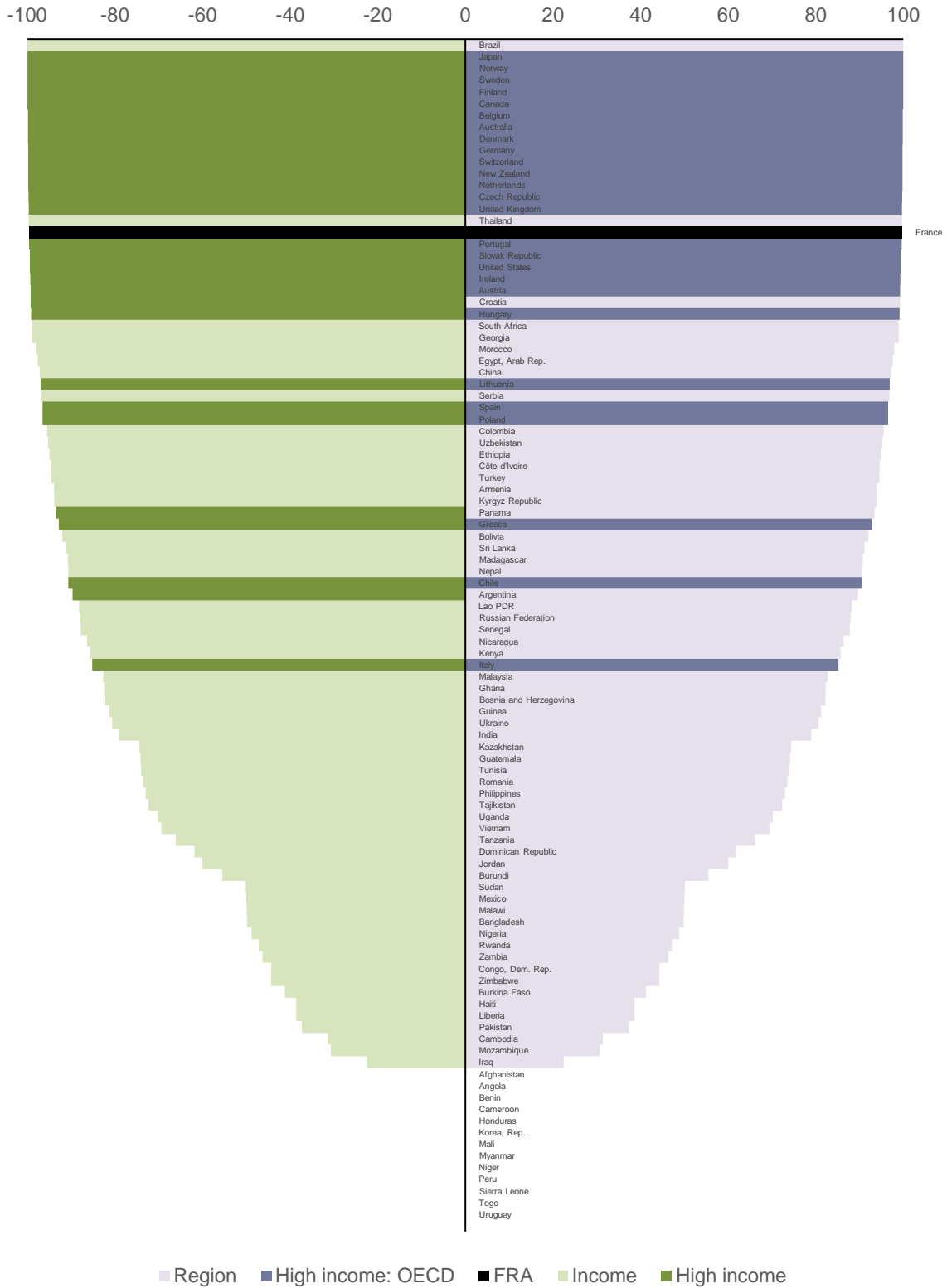
Cost captures all the official fees associated with the tractor registration as well as costs associated with the required documents. In the absence of official fee schedules, closest estimates by expert respondents are recorded. If several respondents provide different estimates, the median value is reported. All costs are recorded as percent of income per capita (using current USD). In all cases the costs exclude bribes. Transfer taxes will also be captured in future editions.

## Scored data for France - Using machinery

Data point	Answer	Score
a) Time to register a tractor (days)	1	
b) Cost to register a tractor (% of income per capita)	0.2	

### France - Using machinery score versus income group peers

### France - Using machinery score versus regional peers



**Additional data available for the Using Machinery Indicator**

<b>Count of Practices (0-8)</b>	<b>No data</b>
<b>Versus Regional Average</b>	<b>No data</b>
<b>Versus Income Group Average</b>	<b>No data</b>
Must tractors must be registered once imported?	No data
Must in-use tractors be regularly inspected for roadworthiness?	No data
Must tractors be type approved before being commercialized?	No data
Are tractor type approval reports from other countries legally recognized?	No data
Are tractor standards in place?	
a. International standards	No data
b. National standards	No data
Must tractors be equipped with protective structures?	
a. Fixed roll-over protective structures (ROPS)?	No data
b. A falling object protective structure (FOPS)?	No data
Must firms obtain an import permit to import tractors?	No data
If yes, the type of permit that is required:	No data
If an import permit is required, what is the validity (in months)?	No data
What is the validity of the type approval if the tractor specifications do not change?	No data

# Sustaining livestock

Indicator score: **100.00** / 100

The sustaining livestock indicator measures regulations affecting domestic farmers' access to safe, high-quality and affordable livestock farming inputs for animal nutrition and health. The indicator includes two legal components that cover: (a) manufactured feed and (b) veterinary medicinal products (VMPs). The quality of manufactured feed index includes five data points that examine key features that ensure the availability of safe feed, give farmers information on the use of feed and provide mechanisms for the traceability of feed available in the market. The quality of VMPs index includes six data points that: examine key features that ensure the availability of high-quality and safe VMPs; promote the affordability of VMPs; and provide mechanisms to report unexpected and negative reactions to VMPs used. For each data point, a score of 1 is assigned if the answer is "yes," and a score of 0 is assigned if the answer is "no." The aggregate indicator score is a simple average of each of the indexes, with higher values indicating better regulatory support for farmers as they navigate through livestock farming decisions. Please refer to the *Enabling the Business of Agriculture 2019* report for the full set of methodology details and assumptions.

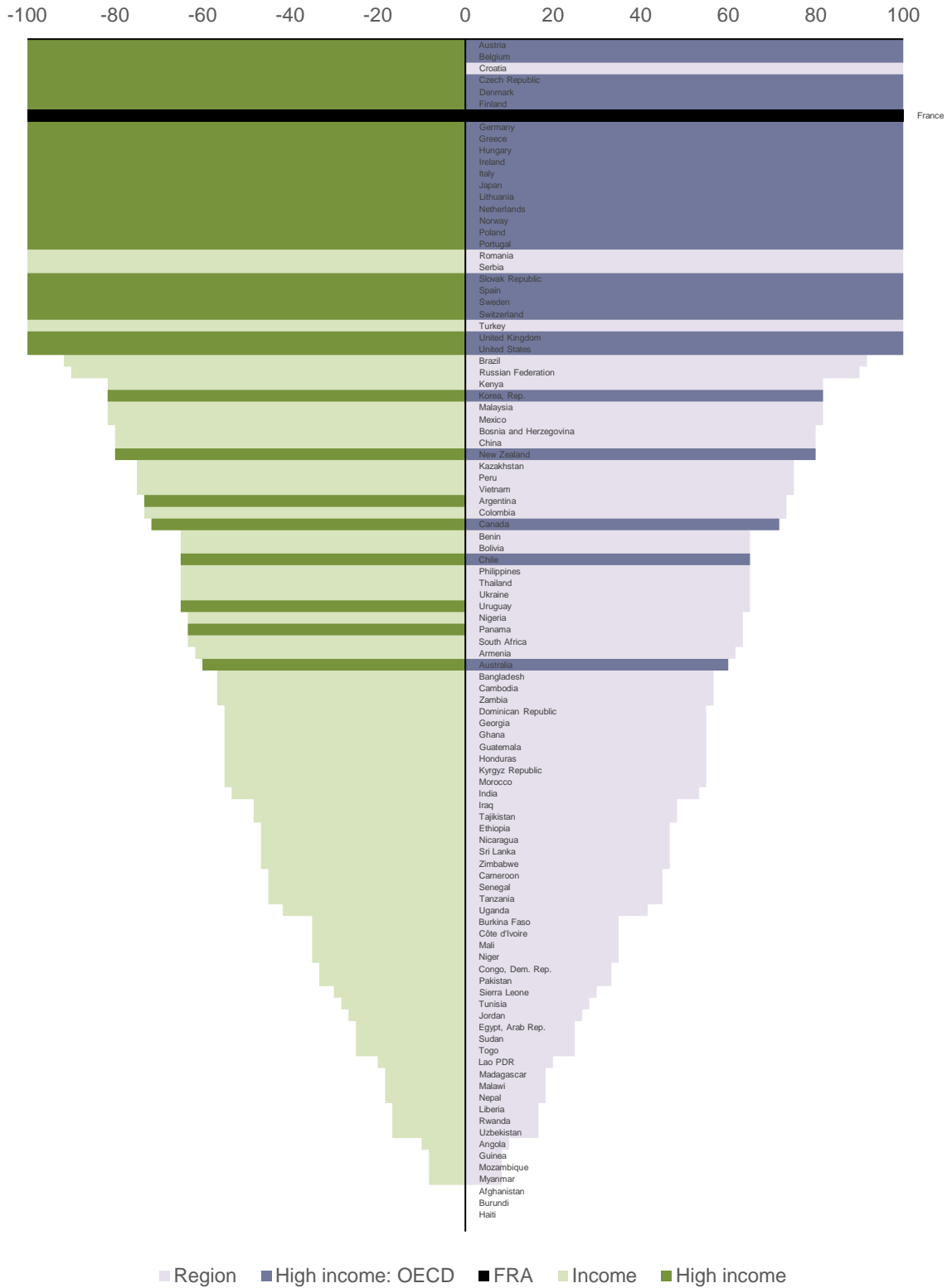
## Scored data for France - Sustaining livestock

Data point	Answer	Score
a) Quality of manufactured feed index (0-5)		<b>5</b>
Must feed manufacturing facilities be approved before the start of operations?	Yes	1
Are inspections of in-use feed manufacturing facilities based on a risk assessment?	Yes	1
Must manufactured feed be labeled?	Yes	1
Must manufactured feed sold in bulk be accompanied by a document containing all mandatory labeling information?	Yes	1
Are feed manufacturers required to keep monitoring records?	Yes	1
b) Quality of veterinary medicinal products index (0-6)		<b>6</b>
Must the VMP be registered to be commercialized (in non-emergency or normal situations)?	Yes	1
Is there a specific timeframe set by law for dossier revision?	Yes	1
Is there a list of officially registered VMPs on the website of the relevant regulatory authority?	Yes	1
Are generic versions of a registered brand-name VMP allowed by law?	Yes	1

Is there a specified proprietary time between registration of a generic and a registered brand-name VMP?	Yes	1
Must registration holders of VMPs have a mechanism to capture unexpected or dangerous reactions to marketed VMPs?	Yes	1

### France - Sustaining livestock score versus income group peers

### France - Sustaining livestock score versus regional peers



### Additional data available for the Sustaining Livestock Indicator

<b>Count of Practices (0-10)</b>	<b>No data</b>
<b>Versus Regional Average</b>	<b>No data</b>
<b>Versus Income Group Average</b>	<b>No data</b>
Must an official inspection occur prior to the approval of a feed manufacturing facility?	No data
Is it specified what information must be on the label of manufactured feed?	No data
Does the law specify the period monitoring records must be kept?	No data
Are feed manufacturers required to keep reference samples of each batch or lot of manufactured feed produced?	No data
Is it specified what information must be included on the label of a VMP?	No data
Must packaging labels indicate whether a VMP must be labeled as prescription only (Rx) if relevant?	No data
Must the registration holder submit to a relevant government authority reports of unexpected or dangerous reactions to marketed VMPs?	No data
Can information on dossier requirements be obtained from the website of the authority(ies) mandated to register VMPs?	No data
Does the legal framework require importers to obtain a permit in order to import veterinary pharmaceuticals?	No data
If an import permit is required, does the legal framework specify the length of time the import permit is valid?	No data
Specified validity of import permit (as stated in the legal document)	No data



# Protecting plant health

Indicator score: **100.00** / 100

The protecting plant health indicator measures phytosanitary legislation that helps domestic farmers prevent and control pests and plant diseases as well as improve access to markets. This indicator includes five data points on domestic pest management measures and phytosanitary controls at the border. The indicator captures the accessibility of pest information, reporting obligations, quarantine pest lists, pest risk analysis and risk-based inspections. For each data point, a score of 1 is assigned if the answer is “yes,” and a score of 0 is assigned if the answer is “no.” The aggregate indicator sums up all the underlying data points and thus ranges from 0 to 5, with higher values indicating stronger legal and regulatory support for farmers to manage pest risks and meet phytosanitary standards in destination markets. Please refer to the *Enabling the Business of Agriculture 2019* report for the full set of methodology details and assumptions.

## Scored data for France - Protecting plant health

Data point	Answer	Score
Quality of phytosanitary regulation index (0-5)		<b>5</b>
Can comprehensive information on plant pests and diseases that includes 1) pictures, 2) host information, 3) current status and 4) control methods, be obtained on a government website?	Yes	1
Must landowners/users report pest outbreaks to the government and are there any penalties associated with non-compliance?	Yes	1
Is there a publicly-available list of regulated quarantine pests?	Yes	1
Is there a designated government agency tasked with conducting pest risk analysis (PRA) for imports of plant products?	Yes	1
Are risk-based phytosanitary import inspections allowed?	Yes	1

France - Protecting plant health score versus income group peers

France - Protecting plant health score versus regional peers



■ Region ■ High income: OECD ■ FRA ■ Income ■ High income

**Additional data available for the Protecting Plant Health Indicator**

<b>Count of Practices (0-2)</b>	<b>No data</b>
<b>Versus Regional Average</b>	<b>No data</b>
<b>Versus Income Group Average</b>	<b>No data</b>
Is there a list of regulated quarantine pests?	No data
Are PRA reports available online?	No data

# Trading food

Indicator score: **85.69** / 100

The trading food indicator measures laws and regulations that help domestic farmers trade agricultural products. The indicator has three components, namely: (a) the total time required to obtain mandatory, agriculture-specific documents for each shipment, (b) the total cost to obtain mandatory, agriculture-specific documents for each shipment, and (c) seven data points on license and membership requirements and phytosanitary certification procedures. For each data point under component (c), a score of 1 is assigned if the answer is “yes,” and a score of 0 is assigned if the answer is “no.” The aggregate indicator score is a simple average of the scores of the three components, with higher values indicating more efficient agricultural trade procedures. Please refer to the *Enabling the Business of Agriculture 2019* report for the full set of methodology details and assumptions.

## Case study

*Export product:* HS 10 : Cereals

*Trading partner:* Algeria

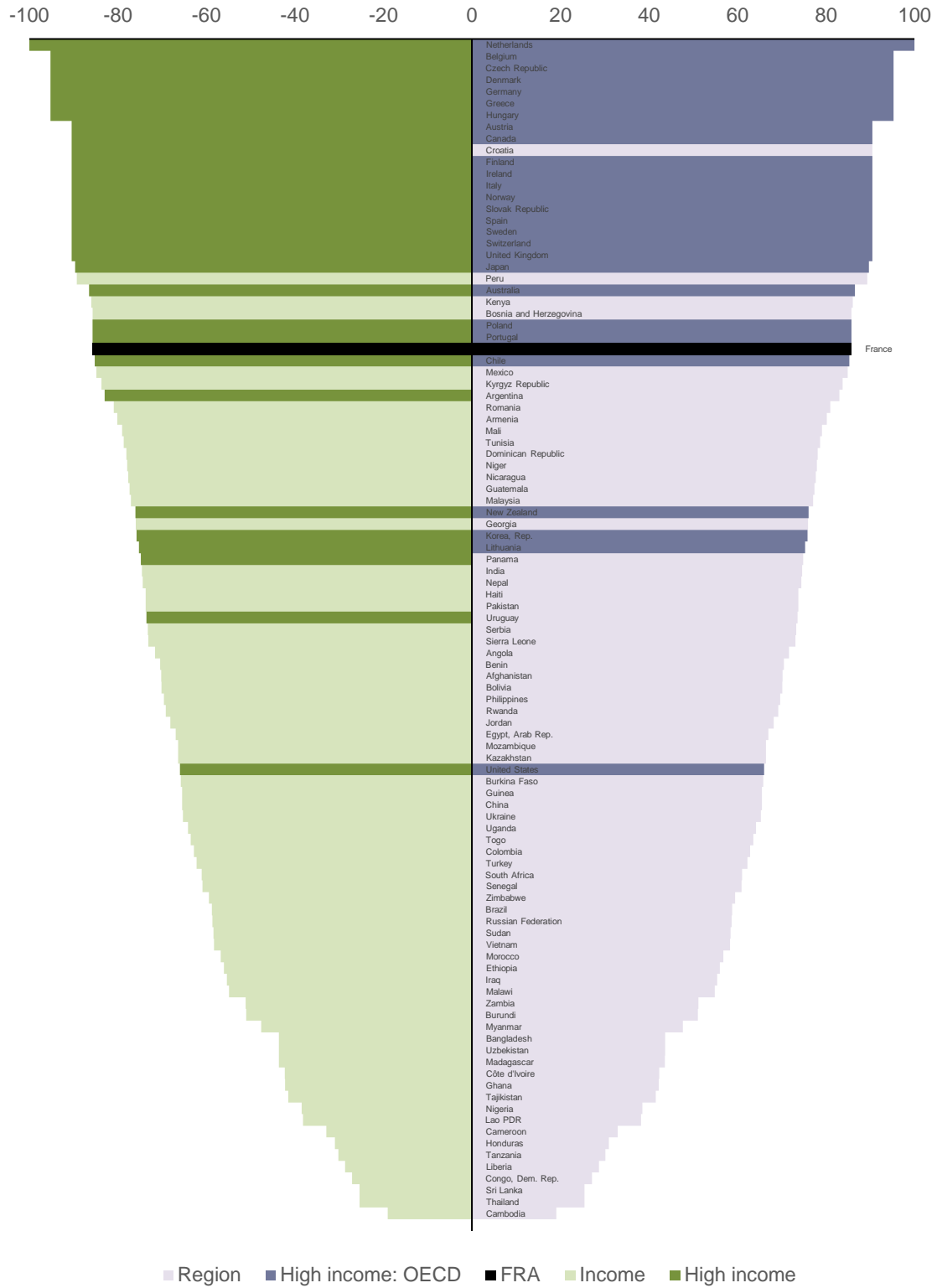
## Scored data for France - Trading food

Data point	Answer	Score
a) Time to obtain agriculture-specific export documents (hours)	36	
b) Cost to obtain agriculture-specific export documents (US\$)	7	
c) Trading food index (0-7)		6
Are exporters of agricultural products free from the requirement to obtain trader-level licenses or memberships?	Yes	1
Can exporters apply for a phytosanitary certificate online?	Yes	1
Is there an ePhyto system in place to generate, issue and exchange certificates online?	No	0
Can phytosanitary certificates be issued on-site where goods are located?	Yes	1
Is the phytosanitary certificate fee publicly available?	Yes	1
Can a producer organization be established without a minimum capital requirement?	Yes	1

Can a woman legally sign a contract in the same way as a man?	Yes	1
---------------------------------------------------------------	-----	---

France - Trading food score versus income group peers

France - Trading food score versus regional peers



# Accessing finance

Indicator score: **90.00** / 100

The accessing finance indicator measures laws and regulations on the use of warehouse receipts and inclusive finance. For domestic farmers who may not have traditional immovable collateral, warehouse receipt financing can be an effective tool to access credit. Strong laws and regulations protect the rights of both depositors and lenders, facilitating the enforceability of securities and making warehouse receipts attractive collateral. For each data point, a score of 1 is assigned if the answer is “yes,” and a score of 0 is assigned if the answer is “no.” The aggregate indicator score is a simple average of each of the indexes with higher values indicating better regulatory support for farmers accessing finance. Please refer to the *Enabling the Business of Agriculture 2019* report for the full set of methodology details and assumptions.

## Scored data for France - Accessing finance

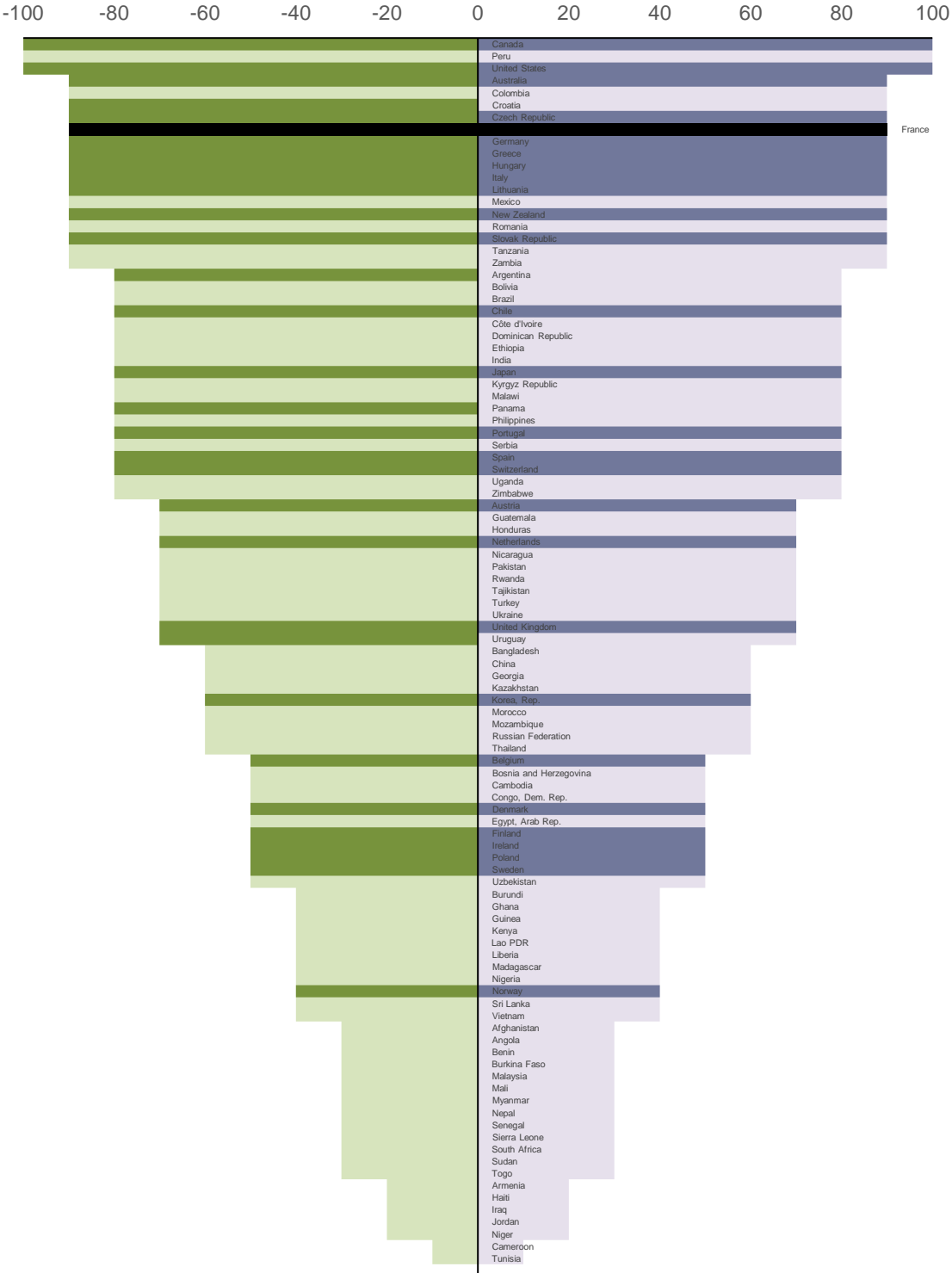
Data point	Answer	Score
a) Warehouse receipts index (0-5)		<b>4</b>
Is there a law regulating the operation of warehouse receipts?	Yes	1
Must warehouse operators provide any of the following performance guarantees?		1
a. File a bond with a regulator	No	
b. Pay into an indemnity or guarantee fund to secure performance of obligations	No	
c. Insure a warehouse or the stored goods against damage	Yes	
Can warehouse receipts be negotiable?	Yes	1
Are electronic warehouse receipts legally recognized?	No	0
Must warehouse receipts contain information on security interests over the goods?	Yes	1
b) Inclusive finance index (0-5)		<b>5</b>
Can a woman legally open a bank account in the same way as a man?	Yes	1
Does the law prohibit discrimination by creditors on the basis of sex or gender?	Yes	1
Does the law allow licensed deposit-taking MFIs in your country?	N/A	1

Is there a legal framework regulating agent banking activities in your country?	N/A	1
Can non-financial institution businesses (i.e. businesses that do not hold any financial institution license) issue e-money in your country?	N/A	1



France - Accessing finance score versus income group peers

France - Accessing finance score versus regional peers



■ Region ■ High income: OECD ■ FRA ■ Income ■ High income

### Additional data available for the Accessing Finance Indicator

<b>Count of Practices (0-16)</b>	<b>No data</b>
<b>Versus Regional Average</b>	<b>No data</b>
<b>Versus Income Group Average</b>	<b>No data</b>
Must MFIs disclose their effective interest rate or the annual percentage rate to loan applicants?	No data
Is there a mandatory deposit insurance system that MFIs must subscribe to?	No data
Are financial cooperatives legally recognized?	No data
Is there a minimum mandatory capital requirement to establish a financial cooperative?	No data
Can financial cooperatives merge?	No data
Must financial cooperatives disclose their effective interest rate or the annual percentage rate to loan applicants?	No data
Is there a mandatory deposit insurance system that financial cooperatives must subscribe to?	No data
Can financial institutions hire an agent to provide financial services on their behalf?	No data
Can both businesses and individuals operate as agents?	No data
Must agents have real-time connectivity to a commercial bank?	No data
Can agents open deposit accounts?	No data
Can agents process loan applications?	No data
Are financial institutions liable for the acts of commission and omission of agents?	No data
Is electronic money (e-money) allowed?	No data
Is there a minimum mandatory capital requirement to obtain an e-money license?	No data
Is interoperability with other e-money systems required to obtain a license?	No data
Is there a minimum mandatory capital requirement to establish an MFI?	No data
What is the mandatory capital adequacy ratio for MFIs?	No data
What is the mandatory capital adequacy ratio for commercial banks?	No data
What is the maximum size for a single loan that an MFI can grant? (in local currency)	No data
After how many days in delinquency must MFIs fully provision an unsecured microfinance loan?	No data
After how many days in delinquency must commercial banks fully provision an unsecured microfinance loan?	No data
Is there a minimum number of members required to establish a financial cooperative?	No data
Are there safety standards for financial cooperatives?	No data
What types of contracts are agents legally allowed to enter into with financial institutions?	No data
Must customers' funds received in exchange for e-money be ring-fenced?	No data

# Producer Organizations

---

Data on producer organizations is available for 80 countries. Producer organizations are also known as agricultural cooperatives, farmers' cooperatives, farmers' organizations or producer associations. A producer organization is defined as a formal, voluntary, jointly owned and democratically controlled organization that is established for the economic benefit of agricultural producers by providing members with services that support farming activities, such as bargaining with customers or providing inputs, technical assistance, or processing and marketing services.

To render data on producer organizations comparable across countries, the following case study is used to select the most appropriate legal form in each country:

- A group of agricultural producers wish to pool their production within a producer organization with the main objective of selling it on the spot market or through long-term sales contracts with buyers.
- If different forms of producer organizations exist in a country's laws, the one that is more specifically applied to the case study and more prevalent in the country is selected for inclusion in the dataset.

## Additional data available on producer organizations

<b>Count of Practices (0-13)</b>	<b>No data</b>
<b>Versus Regional Average</b>	<b>No data</b>
<b>Versus Income Group Average</b>	<b>No data</b>
Can a producer organization be established without a minimum capital requirement?	No data
Are foreign natural persons allowed to become members of producer organizations?	No data
Are foreign legal persons allowed to become members of producer organizations?	No data
Is the government prohibited from participating in producer organizations?	No data
Can unlimited dividends (that is, without a cap) be paid on member shares?	No data
Can non-members own investment shares in producer organizations?	No data
Must applications to register producer organizations be decided on within a time limit?	No data
Must the reasons for rejection be explained?	No data
Is women's participation in producer organizations promoted through any of the following?	

a. A gender quota for the board of directors of producer organizations	No data
b. A gender quota for the supervisory committee of producer organizations	No data
c. Other gender-related quotas or mechanisms applicable to producer organizations	No data
Must producer organizations comply with the principle of non-discrimination?	No data
Is gender considered a non-discrimination criteria?	No data
Can domestic legal persons become members of producer organizations?	No data

# Transport

---

Data on transporting agricultural goods is available for 80 countries. The data assesses the regulatory and administrative constraints that affect the provision of reliable and sustainable commercial road transport services. It examines both domestic transportation and cross-border transportation.

To make the data comparable across countries, standardized assumptions about the trucking company and the scope of cross-border operations are used.

## Assumptions about the business

- The business has met all formal requirements to start a business and perform general industrial or commercial activities.
- The company's main business activity is providing commercial road and transport services.
- The company's main office is located in the country's largest business city.
- The company has a maximum of five trucks, and each truck has two axles and a maximum loading capacity of 15 MT (metric tons).
- The company transports agricultural products within the country, including perishable goods. It does not transport fertilizers, pesticides, hazardous products, live animals or passengers.
- For cross-border transport purposes, the company carries out services with its largest agricultural border adjacent trading partner. Island countries and countries without cross-border trade by road are not measured.

The partner selection was based on UN Comtrade's 2009–12, five-year average trade value of major plant product groups (and mirror data when needed), as well as on a border-adjacent criterion. The partner selection methodology was used as a proxy for defining the largest trading partner by truck, in the absence of transport data disaggregated by mode of transport (sea, air, rail or road). It is also assumed that the agricultural products being shipped to and from the largest trading partner were produced locally, not imported. For instance, the largest trading partner of Burundi is Tanzania.

## Additional data available on transporting agricultural products

<b>Count of Practices (0-17)</b>	<b>No data</b>
<b>Versus Regional Average</b>	<b>No data</b>
<b>Versus Income Group Average</b>	<b>No data</b>
Does the law require vehicle cooling for transporting agricultural goods?	No data
Does the law prohibit co-mingling of certain items when transporting agricultural goods?	No data
Is there a minimum financial capacity for transport companies?	No data
Must road transport companies be insured against:	
a. Civil liability	No data

b. Traffic accidents	No data
Are the following documents required to transport goods by road domestically?	
a. Written contract describing the conditions of carriage and carrier's liabilities	No data
b. List of goods shipped specifying their origin and destination	No data
Must commercial trucks pass a technical inspection?	No data
Is there a registry of road transport companies available online?	No data
Can foreign persons or businesses obtain the license(s) to transport goods?	No data
Can applications for road transport license(s) be submitted electronically?	
a. Through an online platform for first time application	No data
b. Through an online platform for renewal	No data
Are transport rights granted?	No data
Are backhauling rights granted?	No data
Are cabotage rights granted?	No data
Are transit rights granted?	No data
Are triangular rights granted?	No data
Is a license required for granted cross-border transport types?	
a. Transport rights	No data
b. Backhauling rights	No data
c. Cabotage rights	No data
d. Transit rights	No data
e. Triangular rights	No data
Must road transport companies obtain company-level or truck-level licenses?	No data
Are the requirements to obtain or renew road transport license(s) public?	No data

# ICT

---

Data on information and communications technology is available for 80 countries. The data examines laws and regulations that promote an enabling environment for the provision and use of digital services, with a particular focus on rural areas. To make the data comparable across countries, several assumptions about the mobile network operator are used.

## Assumptions about mobile network operator

The mobile operator:

- Is a private company.
- Provides telecommunications services such as voice, SMS (Short Message Service) and data.

The data points measure the legal requirements to operate as a mobile service provider that offers core mobile services that include voice, SMS and data. The indicator covers the licensing framework and assesses the type of licensing regime used in a country, the validity of the operating license, the transparency of operating license costs and renewal conditions, the spectrum management and the infrastructure sharing. The data also examines national roaming and Mobile Virtual Network Operators (MVNOs).

## Additional data available on information and communications technology

<b>Count of Practices (0-10)</b>	<b>No data</b>
<b>Versus Regional Average</b>	<b>No data</b>
<b>Versus Income Group Average</b>	<b>No data</b>
Are operating and spectrum licenses for mobile operators unbundled (that is, separated from each other)?	No data
Are operating license renewal criteria for mobile operators stated in the law?	
a. Structure of renewal fees	No data
b. Renewal period	No data
Are spectrum license renewal criteria for mobile operators stated in the law?	
a. Structure of renewal fees	No data
b. Renewal period	No data
Is voluntary spectrum trading among operators allowed by law?	No data
Is passive infrastructure sharing between mobile operators legally mandated in your country?	No data

Is active infrastructure sharing between mobile operators legally mandated in your country?	No data
Is national roaming between mobile operators legally mandated in your country?	No data
Are mobile virtual network operators (MVNOs) allowed by law to operate in your country?	No data
What type of operating license is required for mobile operators offering core mobile services (voice, SMS, data) in your country?	No data
Is the licensing framework for mobile operators offering core mobile services in your country both, technology and service neutral, by law?	No data
What is the validity (in years) of an operating license for mobile operators offering core mobile services?	No data
Are first-time and annual fees of an operating license publicly available?	No data
What is the lowest frequency spectrum (including digital dividend) in megahertz (MHz) that has been ever licensed to mobile operators in your country?	No data